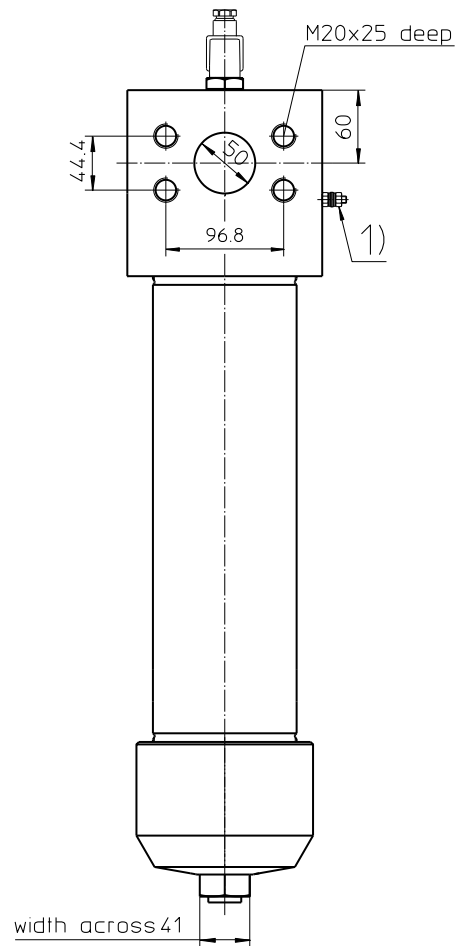
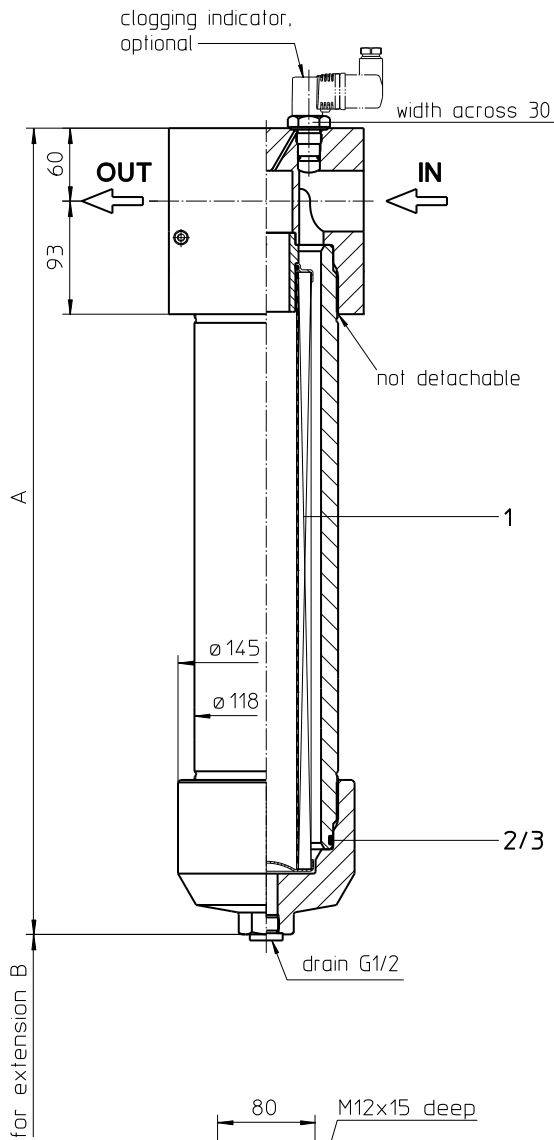
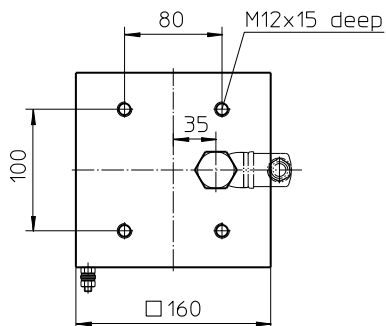


Series EH 601-1351

DN50 PN315



1) Connection for the potential equalization, only for application in the explosive area.



Dimensions:

type	EH 601	EH 901	EH 1351
connection	SAE 2"		
A	513	663	911
B	310	460	710
weight kg	49	55	68
volume tank	2,1 l	3,1 l	4,6 l

Dimensions: mm

Designs and performance values are subject to change.

Pressure Filter

Series EH 601-1351

DN50 PN315

Description:

Stainless steel-pressure filter series EH 601-1351 have a working pressure up to 315 bar. Pressure peaks can be absorbed with a sufficient safety margin. The EH-filter is in-line mounted.

The filter element consists of star-shaped, pleated filter material, which is supported on the inside by a perforated core tube and is bonded to the end caps with a high-quality adhesive. The flow direction is from outside to inside. Filter elements are available down to 5 $\mu\text{m}_{(c)}$.

Eaton filter elements are known for high intrinsic stability and an excellent filtration capability, a high dirt-retaining capacity and a long service life.

Eaton filter elements are available up to a pressure resistance of Δp 160 bar and a rupture strength of Δp 250 bar.

Eaton filter are suitable for all petroleum based fluids, HW-emulsions, most synthetic hydraulic fluids and lubrication oils.

The internal valve is integrated into the filter head. After reaching the bypass pressure setting, the bypass valve will send unfiltered partial flow around the filter.

The reversing valve provides another level of protection for the filter element. The reverse flow will not be filtered.

1. Type index:

1.1. Complete filter: (ordering example)

EH. 901. 10VG. HR. E. P. VA. FS. 8. VA. - . - . AE

1	2	3	4	5	6	7	8	9	10	11	12	13
---	---	---	---	---	---	---	---	---	----	----	----	----

1 | **series:**

EH = stainless steel-pressure filter

2 | **nominal size:** 601, 901, 1351

3 | **filter-material:**

80G, 40G, 25G stainless steel wire mesh
25VG, 16VG, 10VG, 6VG, 3VG microglass

4 | **filter element collapse rating:**

30 = Δp 30 bar
HR = Δp 160 bar (rupture strength Δp 250 bar)

5 | **filter element design:**

E = single-end open

6 | **sealing material:**

P = Nitrile (NBR)
V = Viton (FPM)

7 | **filter element specification:**

- = standard
VA = stainless steel

8 | **process connection:**

FS = SAE-flange connection 6000 PSI

9 | **process connection size:**

8 = 2"

10 | **filter housing specification:**

VA = stainless steel

11 | **specification pressure vessel:**

- = standard (PED 2014/68/EU)
IS20 = ASME VIII Div.1 with ASME equivalent material,
see sheet-no. 55217 (max. operating pressure 250 bar)

12 | **internal valve:**

- = without
S1 = with by-pass valve Δp 3,5 bar
S2 = with by-pass valve Δp 7,0 bar
R = reversing valve, $Q \leq 465,348$ l/min

13 | **clogging indicator or clogging sensor:**

- = without
AOR = visual, see sheet-no. 1606
AOC = visual, see sheet-no. 1606
AE = visual-electric, see sheet-no. 1615
VS5 = electronic, see sheet-no. 1619

To add an indicator/sensor to your filter, use the corresponding indicator data sheet to find the indicator details and add them to the filter assembly model code.

1.2. Filter element: (ordering example)

01E. 600. 10VG. HR. E. P. VA

1	2	3	4	5	6	7
---	---	---	---	---	---	---

1 | **series:**

01E. = filter element according to company standard

2 | **nominal size:** 600, 900, 1350

3 | - **7** | see type index-complete filter

Technical data:

operating temperature:	-10°C to +100°C
operating medium	mineral oil, other media on request
max. operating pressure:	315 bar
test pressure:	450 bar
max. operating pressure at IS20:	250 bar
test pressure at IS20:	325 bar
process connection:	SAE-flange 6000 PSI
housing material:	EN10088-1.4571 (320 S 18, 320 S 31 according to B.S.)
sealing material:	Nitrile (NBR) or Viton (FPM), other materials on request
installation position:	vertical

Classified under the Pressure Equipment Directive 2014/68/EU for mineral oil (fluid group 2), Article 4, Para. 3.
 Classified under ATEX Directive 2014/34/EU according to specific application (see questionnaire sheet-no. 34279-4).

Pressure drop flow curves:

Filter calculation/sizing

The pressure drop of the assembly at a given flow rate Q is the sum of the housing Δp and the element Δp and is calculated as follows:

$$\Delta p_{assembly} = \Delta p_{housing} + \Delta p_{element}$$

$$\Delta p_{housing} = (\text{see } \Delta p = f(Q) \text{ - characteristics})$$

$$\Delta p_{Element} (mbar) = Q \left(\frac{l}{min} \right) \times \frac{MSK}{10} \times v \left(\frac{mm^2}{s} \right) \times \frac{p}{0,876} \left(\frac{kg}{dm^3} \right)$$

For ease of calculation our Filter Selection tool is available online at www.eaton.com/hydraulic-filter-evaluation

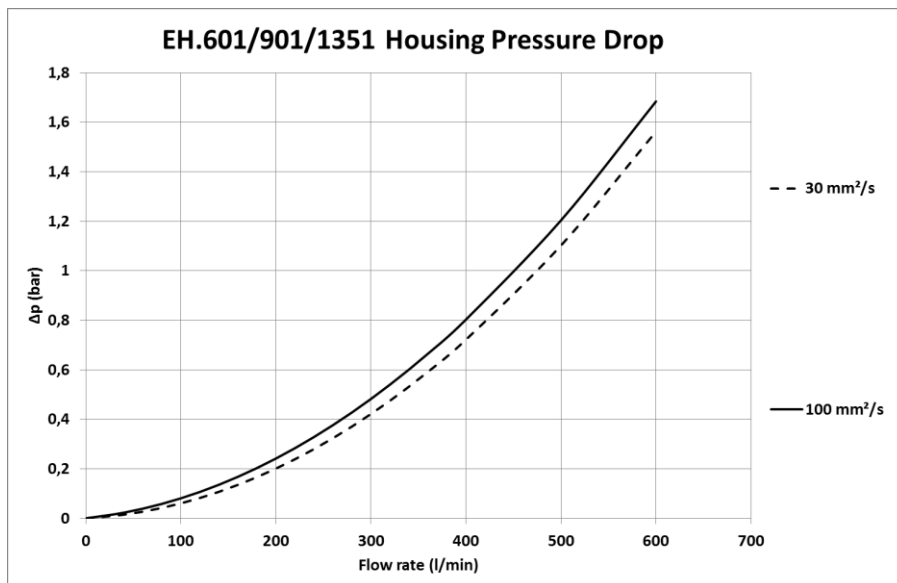
Material gradient coefficients (MSK) for filter elements

The material gradient coefficients in mbar/(l/min) apply to mineral oil (HLP) with a density of 0,876 kg/dm³ and a kinematic viscosity of 30 mm²/s (139 SUS). The pressure drop changes proportionally to the change in kinematic viscosity and density.

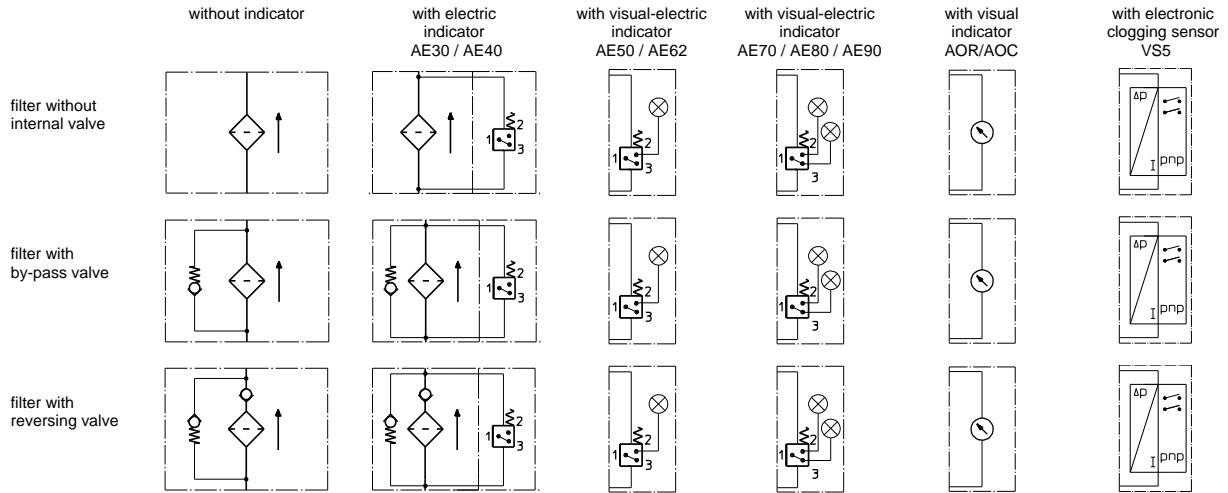
EH	VG					G		
	3VG	6VG	10VG	16VG	25VG	25G	40G	80G
601	0,776	0,539	0,345	0,300	0,205	0,0247	0,0231	0,0158
901	0,538	0,374	0,239	0,208	0,142	0,0155	0,0144	0,0099
1351	0,336	0,233	0,149	0,130	0,089	0,0100	0,0093	0,0064

$\Delta p = f(Q)$ – characteristics according to ISO 3968

The pressure drop characteristics apply to mineral oil (HLP) with a density of 0,876 kg/dm³. The pressure drop changes proportionally to the density.



Symbols:



Spare parts:

item	qty.	designation	dimension			article-no.	
			EH 601	EH 901	EH 1351		
1	1	filter element	01E.600...	01E.900...	01E.1350...		
3	1	O-ring	98 x 4			305599 (NBR)	310291 (FPM)
4	1	support ring	110 x 3,5 x 2			304802	

Test methods:

Filter elements are tested according to the following ISO standards:

ISO 2941	Verification of collapse/burst resistance
ISO 2942	Verification of fabrication integrity
ISO 2943	Verification of material compatibility with fluids
ISO 3723	Method for end load test
ISO 3724	Verification of flow fatigue characteristics
ISO 3968	Evaluation of pressure drop versus flow characteristics
ISO 16889	Multi-pass method for evaluating filtration performance

North America
18684 Lake Drive East
Chanhausen, MN 55317
Toll Free: +1 800-656-3344
(North America only)
Tel: +1 732-212-4700

Greater China
No. 7, Lane 280,
Linhong Road
Changning District, 200335
Shanghai, P.R. China
Tel: +86 21 2899-3687

Europe/Africa/Middle East
Auf der Heide 2
53947 Nettersheim, Germany
Tel: +49 2486 809-0

Asia-Pacific
100G Pasir Panjang Road
#07-08 Interlocal Centre
Singapore 118523
Tel: +65 6825-1620

Friedensstraße 41
68804 Altlufheim, Germany
Tel: +49 6205 2094-0

An den Nahewiesen 24
55450 Langenlonsheim, Germany
Tel: +49 6704 204-0

For more information, please
email us at filtration@eaton.com
or visit www.eaton.com/filtration

© 2024 Eaton. All rights reserved. All trademarks and registered trademarks are the property of their respective owners. All information and recommendations appearing in this brochure concerning the use of products described herein are based on tests believed to be reliable. However, it is the user's responsibility to determine the suitability for his own use of such products. Since the actual use by others is beyond our control, no guarantee, expressed or implied, is made by Eaton as to the effects of such use or the results to be obtained. Eaton assumes no liability arising out of the use by others of such products. Nor is the information herein to be construed as absolutely complete, since additional information may be necessary or desirable when particular or exceptional conditions or circumstances exist or because of applicable laws or government regulations.