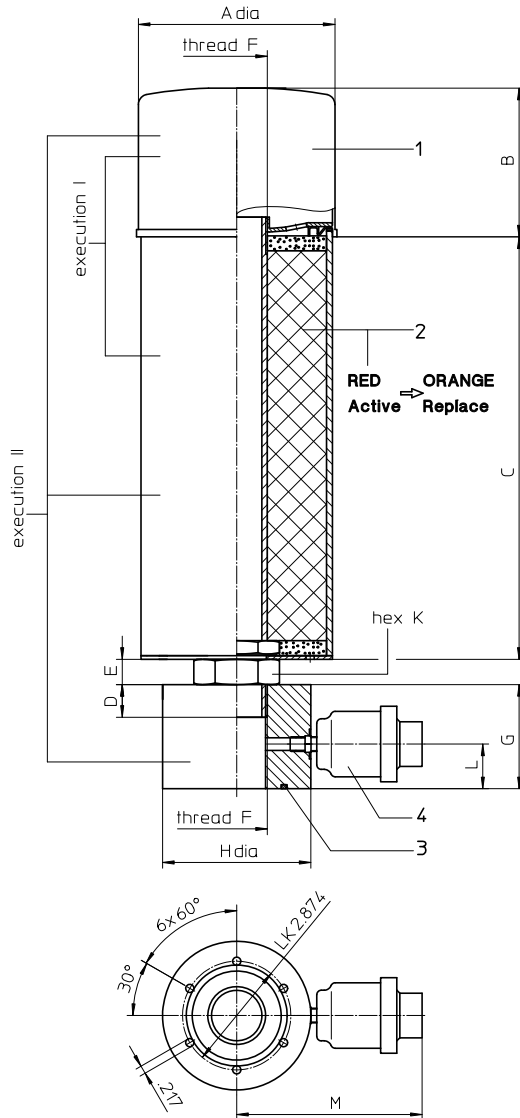
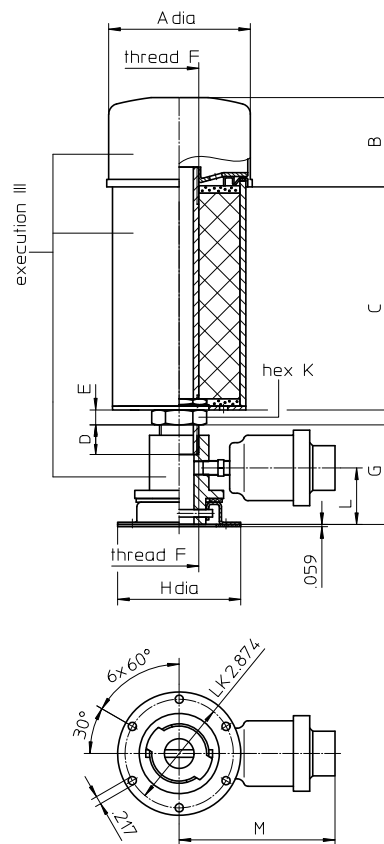


Series BFD 95-130

BFD 95, 100, 125, 130 execution II



BFD 95, 100 execution III



Dimensions:

type	execution	A	B	C	D	E	F	G	H	K	L	M	weight (g / lbs.)
BFD 95	I	3.85	2.36	3.62	.78	.59	¼ BSPP	-	-	1.25	-	-	1150 / 2.50
BFD 100	I			5.98									1400 / 3.00
BFD 125	I	5.11	3.93	5.66	1.18	.39	1 ¼ BSPP	-	-	1.96	-	-	3400 / 7.50
BFD 130	I			10.11									4300 / 9.50
BFD 95	II	3.85	2.36	3.62	.78	.59	¼ BSPP	1.96	3.46	1.25	1.18	4.68	1350 / 3.00
BFD 100	II			5.98									1600 / 3.50
BFD 125	II	5.11	3.93	5.66	1.18	.39	1 ¼ BSPP	2.75	3.93	1.96	1.18	4.92	4600 / 10.00
BFD 130	II			10.11									5500 / 12.00
BFD 95	III	3.85	2.36	3.62	.78	.59	¼ BSPP	2.63	3.26	1.25	1.49	4.13	1450 / 3.20
BFD 100	III			5.98									1700 / 3.70

Dimensions: inches

Designs and performance values are subject to change!

Breather Filter

Series BFD 95-130

Description:

Condensation in reservoirs:

When the reservoir breathers, air containing water vapor is ingested into the system. Temperature fluctuations will cause the water vapor to condense. This condensed water will speed up the oxidation of the oil and lead to damage in the machine. The catalytic action of metal particles present in the contamination process speeds up both these processes. The air conditioner first dries the air as it passes through the silica gel granules and the dry air passes through a 3 micron rated synthetic media element to remove any solid contamination particles.

Air Driver - As moisture is absorbed, the silica gel granules will gradually change color from a deep red to orange.

When the granules are orange, replace the silica gel.

Mounting:

Direct mount onto the reservoir or use an adaptor plate which fits the standard 6-bolt pattern for filler breathers.

Remove protective covering from silica gel inlet holes before installation.

1. Type index:

1.1. Complete filter: (ordering example)

BFD. 95. 3VL. P. G. 4. II. FMI

1	2	3	4	5	6	7	8
---	---	---	---	---	---	---	---

- 1 | **series:**
BFD = Silicagel Desiccant breather
- 2 | **nominal size:** 95, 100, 125, 130
- 3 | **filter-material and filter-fineness:**
3VL = filtration efficiency D 100 = 3
- 4 | **sealing material:**
P = Nitrile (NBR)
- 5 | **process connection:**
G = threaded connection (BSPP)
- 6 | **process connection size:**
4 = ¾ BSPP (size 95, 100)
6 = 1 ¼ BSPP (size 125, 130)
- 7 | **execution:**
I = without adapter
II = with adapter AP1 (only for size 95, 100) or
with adapter AP2 (only for size 125, 130)
III = with adapter AP3 to retrofit EBF.50
(only for size 95, 100)
- 8 | **clogging indicator:**
- = without
FMI = filter minder (only for execution II and III)

1.2. Filter element: (ordering example)

01WP. 95/100. 3VL. P

1	2	3	4
---	---	---	---

- 1 | **series:**
01WP = spin-on cartridge
- 2 | **nominal size:** WP 95/100 (für BFD 95, 100)
WP 125/130 (für BFD 125, 130)
- 3 - 4 | see Type index-complete filter

1.3. Replacement Gel: (ordering example)

RG. 95

1	2
---	---

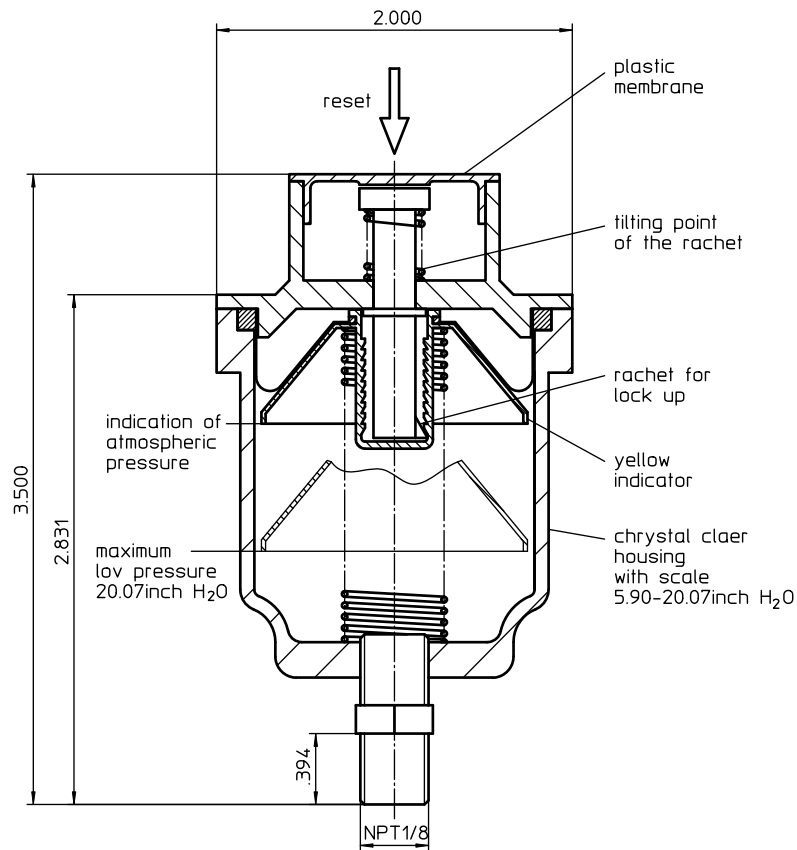
- 1 | **series:**
RG = Ersatz-Gel
- 2 | **nominal size:** 95, 100, 125, 130

Technical data:

type	max. volume flow (gal/min)	max. hygroscapacity (g / lbs.)	silica gel filling weight (g / lbs.)
BFD 95	66	86,5 / 0.19	225 / 0.50
BFD 100	66	173 / 0.38	450 / 1.00
BFD 125	190	288 / 0.63	750 / 1.65
BFD 130	190	576 / 1.26	1500 / 3.30

Filter minder: (ordering example)

FMI = filter minder



Description:

Air Filter -The adaptor plate has a connection for the „filter minder“. This gives a static indication of the air breather. The unit can be reset when the element is Changed

Spare parts:

item	qty.	designation	dimension	article-no.
1	1	spin-on cartridge	01WP.95/100.3VL.P	322768
	1	spin-on cartridge	01WP.125/130.3VL.P	322769
2	1	replacement gel for BFD 95	RG.95	323371
	1	replacement gel for BFD 100	RG.100	323372
	1	replacement gel for BFD 125	RG.125	323373
	1	replacement gel for BFD 130	RG.130	323374
3	1	O-ring	47,22 x 3,53	305078 (NBR)
4	1	clogging indicator	FMI	323656

North America

44 Apple Street
Tinton Falls, NJ 07724
Toll Free: 800 656-3344
(North America only)
Tel: +1 732 212-4700

Europe/Africa/Middle East

Auf der Heide 2
53947 Nettersheim, Germany
Tel: +49 2486 809-0

Friedensstraße 41
68804 Altlußheim, Germany
Tel: +49 6205 2094-0

An den Nahewiesen 24
55450 Langenlonsheim, Germany
Tel: +49 6704 204-0

China

No. 3, Lane 280,
Linhong Road
Changning District, 200335
Shanghai, P.R. China
Tel: +86 21 5200-0099

Singapore

4 Loyang Lane #04-01/02
Singapore 508914
Tel: +65 6825-1668

Brazil

Rua Clark, 2061 - Macuco
13279-400 - Valinhos, Brazil
Tel: +55 11 3616-8400

**For more information, please
email us at filtration@eaton.com
or visit www.eaton.com/filtration**

© 2015 Eaton. All rights reserved. All trademarks and registered trademarks are the property of their respective owners. All information and recommendations appearing in this brochure concerning the use of products described herein are based on tests believed to be reliable. However, it is the user's responsibility to determine the suitability for his own use of such products. Since the actual use by others is beyond our control, no guarantee, expressed or implied, is made by Eaton as to the effects of such use or the results to be obtained. Eaton assumes no liability arising out of the use by others of such products. Nor is the information herein to be construed as absolutely complete, since additional information may be necessary or desirable when particular or exceptional conditions or circumstances exist or because of applicable laws or government regulations.