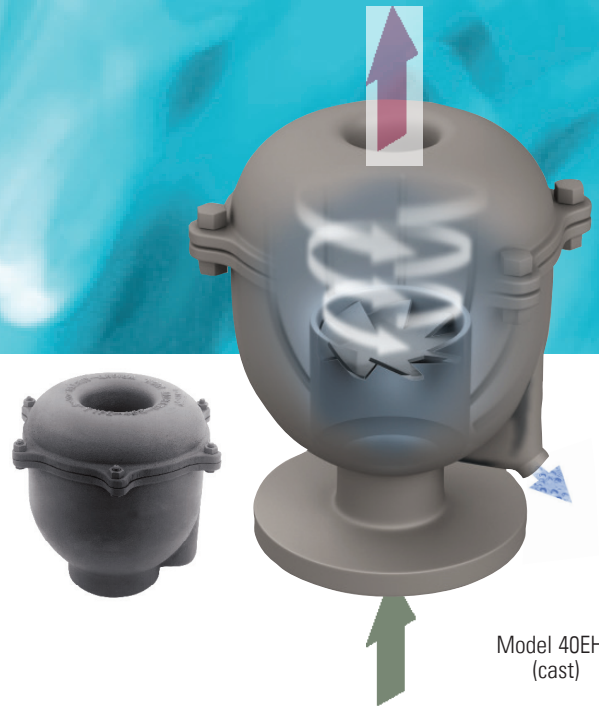


# Type 40 Exhaust Heads

- Threaded or flanged connections
- Cast iron, carbon, or stainless steel construction

## Features

- Choice of cast or fabricated construction
- Removes 99% of liquid and solid entrainment particles larger than 10 microns
- No required maintenance
- Highly efficient
- Virtually no back pressure



Eaton Type 40 Exhaust Heads are designed to separate entrained water and oil from exhaust air, gas, or steam prior to being discharged directly into the atmosphere. They remove more than 99% of liquids and solids over 10 microns in size from the discharged flow, reducing maintenance costs on roofs and surrounding objects.

Size 4" models can be ordered with flanges or threads. The flange bolt holes are drilled to straddle the center line of the drain outlet. Flanges are cast integral with the body and have slotted holes, which are recessed to prevent the bolt heads from turning.

### Model 40EHMF fabricated carbon or stainless steel construction

The Eaton Model 40EHMF Exhaust Head is welded at all joints to withstand heavy duty usage. These exhaust heads work at high temperatures and remain efficient even when steam or gas is discharged at high velocities. The Model 40EHMF has been designed to minimize the noise associated with high discharge velocities.

### Operation

Moisture-laden gas, air, or steam enters at the inlet of the exhaust head where it is directed into a centrifugal upward motion. The entrained solids and moisture droplets are separated out by a reduction in velocity and fall into a drain reservoir.

### Model 40EHC rugged cast iron construction

The Eaton Model 40EHC Exhaust Head is designed for long service life. Its body, cover and separating elements are made of high tensile strength cast iron. Sizes 3" and smaller have threaded NPT connections. 5" and larger have 125 lb. flanged connections.

The units permit free flow of steam, gas or vapors with an absolute minimum of back pressure. They feature a separating element of 304/304L stainless steel, and the entire exhaust head can be ordered in 304/304L or 316/316L stainless steel if required.



Powering Business Worldwide

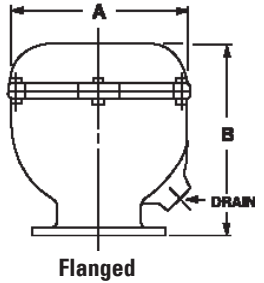
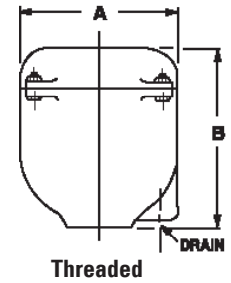
# Type 40 Exhaust Heads

## Model 40EHC Exhaust Heads - Cast Iron

### Dimensions\* (in/mm)

	Pipe size	Diameter A	Height B	Drain connection (NPT)	Flange O.D.	Weight (lb/kg)	Capacity (lb) Exhaust steam/h at atmospheric pressure (14.7 psia/1 bar)	Capacity (SCFM) Exhaust air at atmospheric pressure (14.7 psia/1 bar)
<b>Threaded Inlet</b>	1	7.50/191	9.00/229	3/4	–	25/12	160	45
	1-1/2	7.50/191	9.13/232	3/4	–	25/12	370	100
	2	7.50/191	8.88/225	3/4	–	25/12	1,000	280
	3	8.75/222	11.25/286	3/4	–	40/18	2,100	500
	4	10/254	11.88/302	1	–	50/23	2,700	700
<b>Flanged Inlet</b>	3	8.75/222	14.75/375	3/4	7.50/190.5	40/18.2	2,100	500
	4	10/254	15/381	1	9/229	68/31	2,700	700
	5	13/330	14/356	1-1/2	10/254	90/41	4,000	1,100
	6	14.75/375	18.75/476	1-1/2	11/279	115/52	6,000	1,700
	8	18/457	20/508	2	13.5/343	190/86	10,500	2,900
10	23/584	24/610	2	16/406	335/152	16,000	4,500	

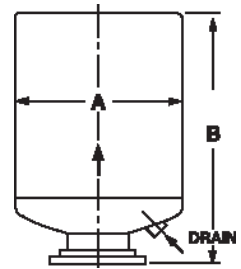
\* Please contact your responsible Eaton area sales manager for exact dimensions



## Model 40EHMF Exhaust Heads - Fabricated Carbon or Stainless Steel

### Dimensions (in/mm)

Pipe size	Diameter of outlet	A	B	Drain Size	Drain Type	Weight (lb/kg)	Capacity (lb) Exhaust stream/h at atmospheric pressure (14.7 psia/1 bar)	Capacity (SCFM) Exhaust air at atmospheric pressure (14.7 psia/1 bar)
2-1/2	2.5/63	8.62/219	16/406	1	NPT	55/25	1,000	280
3	3/76	10.75/273	19/483	1-1/2	NPT	65/30	1,600	410
4	4/102	14/356	24/610	1-1/2	NPT	100/45	2,700	700
5	5/127	16/406	26/660	1-1/2	NPT	130/59	4,000	1,100
6	6/152	18/457	30/762	1-1/2	NPT	140/64	6,000	1,700
8	8/203	20/508	36/914	2	NPT	240/109	10,500	2,900
10	10/254	24/610	42/1,067	2	NPT	390/177	16,000	4,500
12	12/305	30/762	48/1,219	2-1/2	NPT	550/250	24,000	6,500
14	14/356	36/914	54/1,372	2-1/2	NPT	700/341	34,000	8,800
16	16/406	40/1,016	60/1,524	3	NPT	850/386	44,000	11,500
18	18/457	42/1,067	66/1,676	3	NPT	1,175/534	52,000	14,500
20	20/508	48/1,219	72/1,829	3	NPT	1,500/682	66,000	17,000
24	24/610	54/1,372	84/2,134	4	Flanged	1,850/841	94,000	26,000
30	30/762	72/1,829	102/2,591	4	Flanged	2,100/955	145,000	40,000
36	36/914	78/1,981	112/2,845	4	Flanged	4,500/2,045	210,000	55,000
42	42/1,067	96/2,438	130/3,302	4	Flanged	6,100/2,773	290,000	76,000
48	48/1,219	102/2,591	148/3,760	4	Flanged	7,800/3,545	375,000	99,000



**North America**  
44 Apple Street  
Tinton Falls, NJ 07724  
Toll Free: 800 656-3344  
(North America only)  
Tel: +1 732 212-4700

**Greater China**  
No. 7, Lane 280,  
Linhong Road  
Changning District, 200335  
Shanghai, P.R. China  
Tel: +86 21 2899-3687

**Europe/Africa/Middle East**  
Auf der Heide 2  
53947 Nettersheim, Germany  
Tel: +49 2486 809-0  
Friedensstraße 41  
68804 Altlufheim, Germany  
Tel: +49 6205 2094-0

**Asia-Pacific**  
100G Pasir Panjang Road  
#07-08 Interlocal Centre  
Singapore 118523  
Tel: +65 6825-1620

An den Nahwiesen 24  
55450 Langenlonsheim, Germany  
Tel: +49 6704 204-0

For more information, please  
email us at [filtration@eaton.com](mailto:filtration@eaton.com)  
or visit [www.eaton.com/filtration](http://www.eaton.com/filtration)

© 2023 Eaton. All rights reserved. All trademarks and registered trademarks are the property of their respective owners. All information and recommendations appearing in this brochure concerning the use of products described herein are based on tests believed to be reliable. However, it is the user's responsibility to determine the suitability for his own use of such products. Since the actual use by others is beyond our control, no guarantee, expressed or implied, is made by Eaton as to the effects of such use or the results to be obtained. Eaton assumes no liability arising out of the use by others of such products. Nor is the information herein to be construed as absolutely complete, since additional information may be necessary or desirable when particular or exceptional conditions or circumstances exist or because of applicable laws or government regulations.

US  
07-2023