

# Type 4X Panel Enclosures

## Ground-Mount Enclosures Type 4X Double-Door Floor-Standing Data Sheet and Catalog Number



### Application

- Houses electrical controls and instruments
- Intended for indoor or outdoor use where a corrosive environment exists
- Protects against corrosion, windblown dust and rain, splashing water and hose directed water

### Standards

- UL 508 Listed, Type 4, Type 4X and Type 12
- CSA C22.2 No. 94 Certified, Type 4, Type 4X and Type 12
- Conforms to NEMA Standard for Type 4, Type 4X and Type 12

### Finish

- Doors and sides of body have a smooth #4 brushed finish

### Accessories

- Panels
- Leg stabilizer kit
- See Accessories section

### Construction

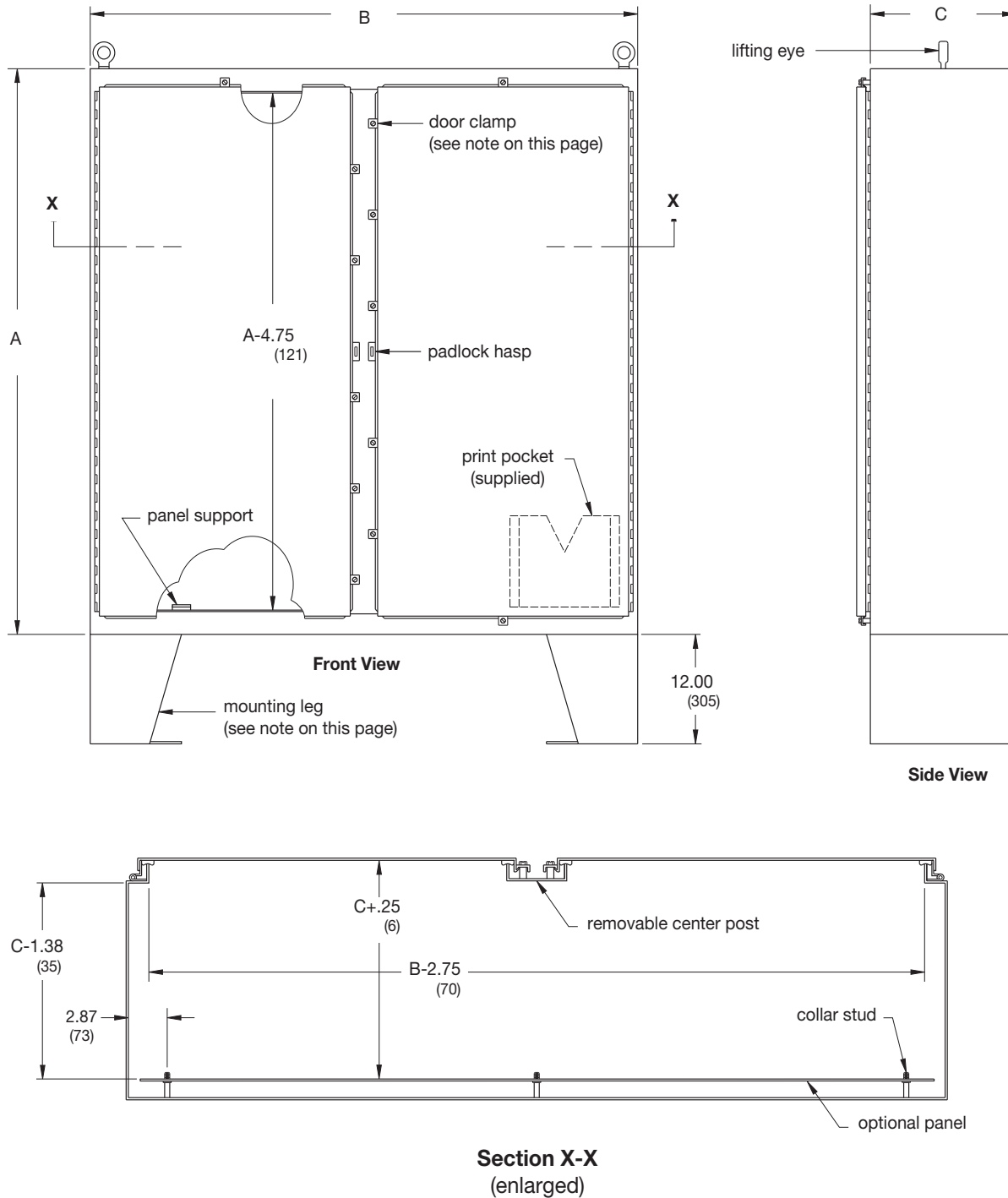
- Enclosure and door are fabricated from (12) gauge, Type 304 or Type 316L stainless steel
- All continuous welded seams are finished smooth
- Each door is secured to the body with a heavy duty stainless steel continuous hinge and pin on one side and easy-to-release stainless steel door clamps mounted to the other three sides
- Print pocket provided
- Each door has a padlock hasp with sealing hole provision
- Doors have a seamless poured in place gasket
- Ground stud provided on door
- Removable center post for complete front access
- Heavy gauge angle supports and .375-16 collar studs are provided for mounting optional panel
- Large lifting eyebolts are supplied
- Mounting legs are provided for floor mounting

Enclosure Catalog # Stainless Steel		Enclosure Size Height x Width x Depth AxBxC		Panel	Panel Size Height x Width	
Type 304	Type 316L	in.	mm.	Catalog #	in.	mm.
CH624810-4XSFD	CH624810-4XSS6FD	62.00 x 48.00 x 10.00	1575 x 1219 x 254	CHAW6048P	55.87 x 43.87	1419 x 1114
CH624812-4XSFD	CH624812-4XSS6FD	62.00 x 48.00 x 12.00	1575 x 1219 x 305	CHAW6048P	55.87 x 43.87	1419 x 1114
CH626012-4XSFD	CH626012-4XSS6FD	62.00 x 60.00 x 12.00	1575 x 1524 x 305	CHAW6060P	55.87 x 55.87	1419 x 1419
CH746012-4XSFD	CH746012-4XSS6FD	74.00 x 60.00 x 12.00	1880 x 1524 x 305	CHAW7260P	67.87 x 55.87	1724 x 1419
CH747212-4XSFD	CH747212-4XSS6FD	74.00 x 72.00 x 12.00	1880 x 1829 x 305	CHAW7272P	67.87 x 67.87	1724 x 1724
CH747224-4XSFD	CH747224-4XSS6FD	74.00 x 72.00 x 24.00	1880 x 1829 x 610	CHAW7272P	67.87 x 67.87	1724 x 1724

**Notes:** Dimensions are in inches. Millimeters shown are for reference only. Data subject to change without notice.

# Type 4X Panel Enclosures

## Ground-Mount Enclosures Type 4X Double-Door Floor-Standing Illustration Sheet



**Notes:** Clamps are mounted along three sides of the enclosure door. Spacing between clamps along side opposite the hinge does not exceed 15 inches. Four lifting eyes are furnished when  $C$  dimension is 24". Dimensions are in inches. Millimeters shown are for reference only. Data subject to change without notice.

# Type 4X Panel Enclosures

## Ground-Mount Enclosures Type 4X Double-Door Floor-Standing, Aluminum Data Sheet and Catalog Number



### Application

- Houses electrical controls and instruments
- Intended for indoor or outdoor use where a corrosive environment exists
- Protects against corrosion, windblown dust and rain, splashing water and hose directed water

### Standards

- UL 508 Listed, Type 4, Type 4X, and Type 12
- CSA C22.2 No. 94 Certified, Type 4, Type 4X and Type 12
- Conforms to NEMA Standard for Type 4, Type 4X and Type 12

### Finish

- Doors and sides of body have a smooth #4 brushed finish

### Accessories

- Panels
- Leg stabilizer kit
- See Accessories section

### Construction

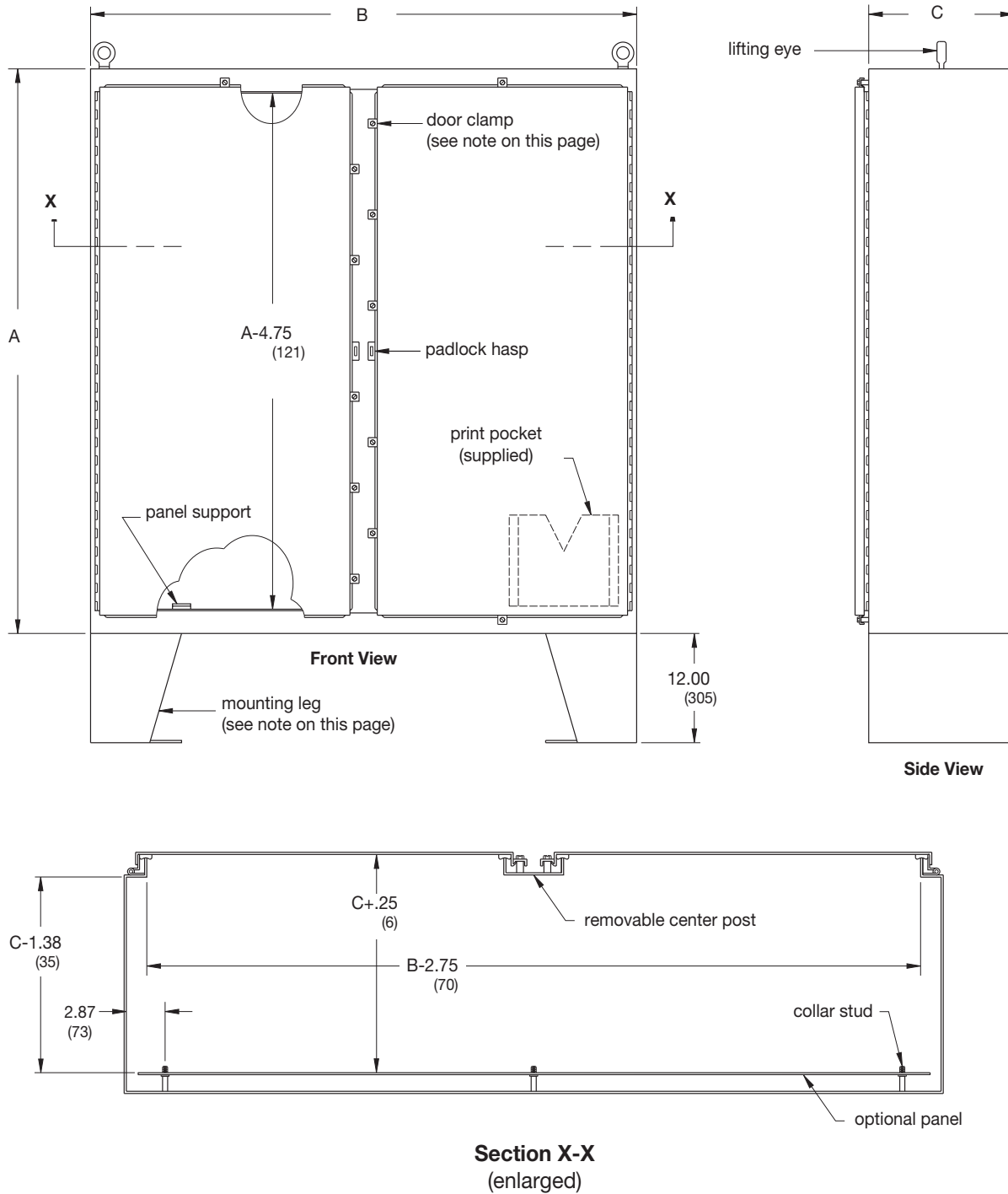
- Enclosure and door are fabricated from (.125) thick, Type 5052-H32 aluminum
- All continuous welded seams are finished smooth
- Each door is secured to the body with a heavy duty aluminum continuous hinge and pin on one side and easy-to-release stainless steel door clamps mounted to the other three sides
- Print pocket provided
- Each door has a padlock hasp with sealing hole provision
- Doors have a seamless poured in place gasket
- Removable center post for complete front access
- Heavy gauge angle supports and .375-16 collar studs are provided for mounting optional panel
- Large lifting eyebolts are supplied
- Mounting legs are provided for floor mounting

Enclosure Catalog #	Enclosure Size Height x Width x Depth AxBxC		Panel Catalog #	Panel Size Height x Width	
	in.	mm.		in.	mm.
CH624810-4XAFD	62.00 x 48.00 x 10.00	1575 x 1219 x 254	CHAW6048P	55.87 x 43.87	1419 x 1114
CH624812-4XAFD	62.00 x 48.00 x 12.00	1575 x 1219 x 305	CHAW6048P	55.87 x 43.87	1419 x 1114
CH626012-4XAFD	62.00 x 60.00 x 12.00	1575 x 1524 x 305	CHAW6060P	55.87 x 55.87	1419 x 1419
CH746012-4XAFD	74.00 x 60.00 x 12.00	1880 x 1524 x 305	CHAW7260P	67.87 x 55.87	1724 x 1419
CH747212-4XAFD	74.00 x 72.00 x 12.00	1880 x 1829 x 305	CHAW7272P	67.87 x 67.87	1724 x 1724
CH747224-4XAFD	74.00 x 72.00 x 24.00	1880 x 1829 x 610	CHAW7272P	67.87 x 67.87	1724 x 1724

**Notes:** Dimensions are in inches. Millimeters shown are for reference only. Data subject to change without notice.

# Type 4X Panel Enclosures

## Ground-Mount Enclosures Type 4X Double-Door Floor-Standing, Aluminum Illustration Sheet



**Notes:** Clamps are mounted along three sides of the enclosure door. Spacing between clamps along side opposite the hinge does not exceed 15 inches. Four lifting eyes are furnished when  $C$  dimension is 24". Mounting legs shipped unassembled on aluminum enclosures. Dimensions are in inches. Millimeters shown are for reference only. Data subject to change without notice.

# Type 4X Panel Enclosures

## Ground-Mount Enclosures

### Type 4X Double-Door Floor-Standing with Quarter-Turn Latches

#### Data Sheet and Catalog Number



#### Application

- Houses electrical controls and instruments
- Intended for indoor or outdoor use where a corrosive environment exists
- Protects against corrosion, windblown dust and rain, splashing water and hose directed water

#### Standards

- UL 508 Listed, Type 3R, Type 4, Type 4X and Type 12
- CSA C22.2 No. 94 Certified, Type 3R, Type 4, Type 4X and Type 12
- Conforms to NEMA Standard for Type 3, Type 3R, Type 4, Type 4X and Type 12
- Meets NEMA Type 3R requirements

#### Finish

- Door and sides of body have a smooth #4 brushed finish

#### Accessories

- Panels
- Panel support kit
- Panel lifting kit
- Leg stabilizer kit
- Lights
- Window kits

#### Construction

- Enclosure and doors are fabricated from (12) gauge steel
- All continuous welded seams are finished smooth
- Stainless steel continuous hinges and pins
- Slotted quarter-turn flush latch(es)
- Doors have a seamless poured-in place gasket
- Removable center post for easy panel installation
- Formed lip around enclosure opening diverts liquids and contaminants
- Ground stud provided on door
- Print pocket provided
- Heavy gauge angle supports and .375-16 collar studs are provided for mounting optional panel
- Large lifting eyebolts
- Mounting legs

Enclosure Catalog #	Enclosure Size Height x Width x Depth AxBxC		Panel Catalog #	Panel Size Height x Width	
	in.	mm.		in.	mm.
CH604812-4XSFQDT	60.00 x 48.00 x 12.00	1524 x 1219 x 305	CHAW6048P	55.87 x 43.87	1419 x 1114
CH606012-4XSFQDT	60.00 x 60.00 x 12.00	1524 x 1524 x 305	CHAW6060P	55.87 x 55.87	1419 x 1419
CH726012-4XSFQDT	72.00 x 60.00 x 12.00	1829 x 1524 x 305	CHAW7260P	67.87 x 55.87	1724 x 1419
CH727212-4XSFQDT	72.00 x 72.00 x 12.00	1829 x 1829 x 305	CHAW7272P	67.87 x 67.87	1724 x 1724
CH604818-4XSFQDT	60.00 x 48.00 x 18.00	1524 x 1219 x 457	CHAW6048P	55.87 x 43.87	1419 x 1114
CH606018-4XSFQDT	60.00 x 60.00 x 18.00	1524 x 1524 x 457	CHAW6060P	55.87 x 55.87	1419 x 1419
CH726018-4XSFQDT	72.00 x 60.00 x 18.00	1829 x 1524 x 457	CHAW7260P	67.87 x 55.87	1724 x 1419
CH727218-4XSFQDT	72.00 x 72.00 x 18.00	1829 x 1829 x 457	CHAW7272P	67.87 x 67.87	1724 x 1724
CH727224-4XSFQDT	72.00 x 72.00 x 24.00	1829 x 1829 x 609	CHAW7272P	67.87 x 67.87	1724 x 1724

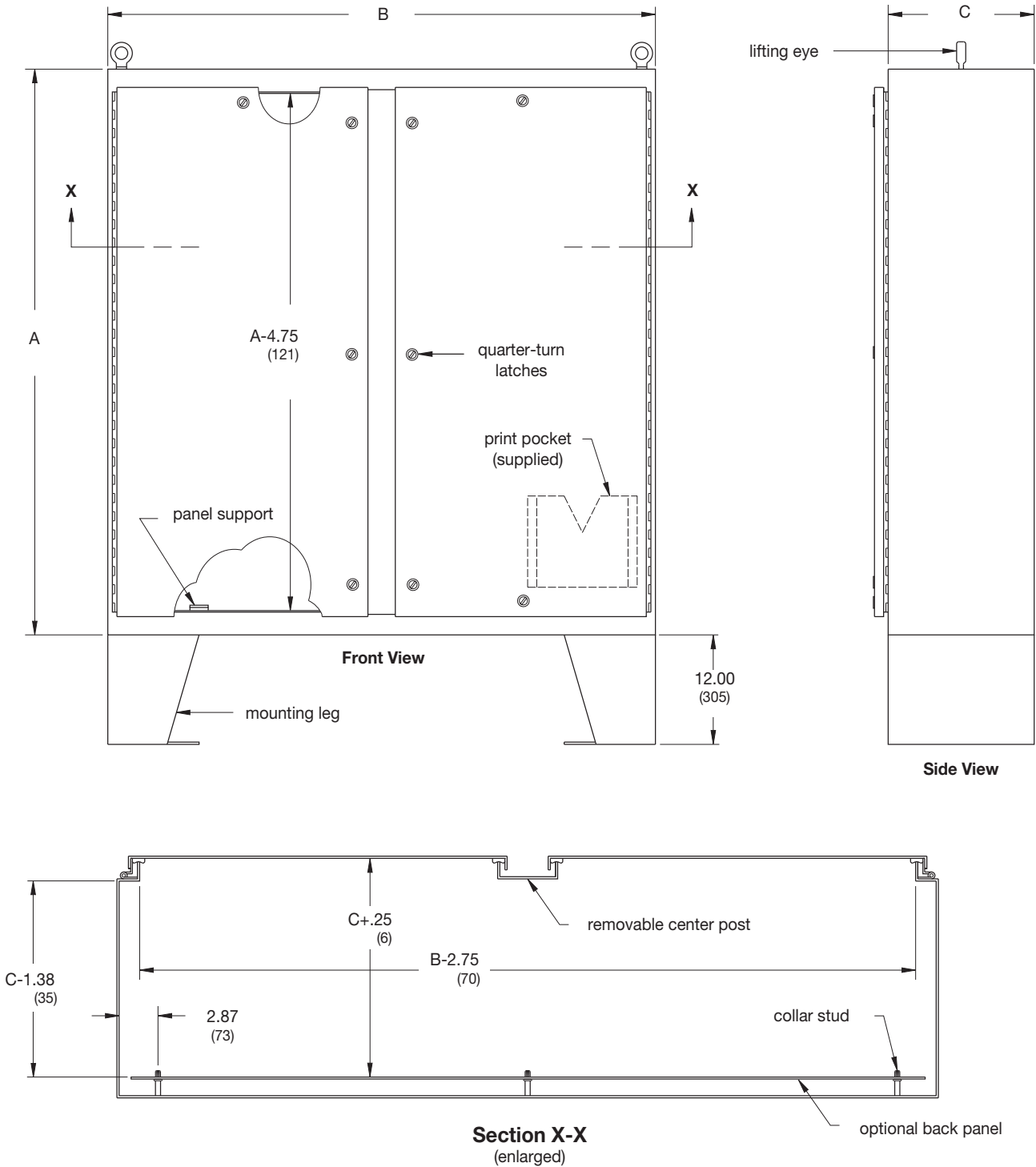
**Notes:** Dimensions are in inches. Millimeters shown are for reference only. Data subject to change without notice.

# Type 4X Panel Enclosures

## Ground-Mount Enclosures

### Type 4X Double-Door Floor-Standing with Quarter-Turn Latches

#### Illustration Sheet



**Notes:** Four lifting eyes are furnished when C dimension is 24".  
Dimensions are in inches. Millimeters shown are for reference only. Data subject to change without notice.

# Type 4X Panel Enclosures

## Ground-Mount Enclosures

### Type 4X Double-Door Floor-Standing with 3-Point Locking

Data Sheet and Catalog Number



#### Application

- Houses electrical controls and instruments
- Intended for indoor or outdoor use where a corrosive environment exists
- Protects against corrosion, windblown dust and rain, splashing water and hose directed water

#### Standards

- UL 508 listed, Type 3R, Type 4, Type 4X and Type 12
- CSA C22.2 No. 94 Certified, Type 3R, Type 4, Type 4X and Type 12
- Conforms to NEMA Standard for Type 3, Type 3R, Type 4, Type 4X and Type 12
- Meets NEMA Type 3R requirements

#### Finish

- Door and sides of body have a smooth #4 brushed finish

#### Accessories

- Panels
- Panel support kit
- Panel lifting kit
- Leg stabilizer kit
- Lights
- Window kits
- Replacement handle

#### Construction

- Enclosure and doors are fabricated from (12) gauge stainless steel
- All continuous welded seams are finished smooth
- Stainless steel continuous hinges and pins
- Internal 3-point latching with stainless padlocking handles
- Doors have a seamless poured in place gasket
- Removable center post for easy panel installation
- Formed lip around enclosure opening diverts liquids and contaminants
- Ground stud provided on door
- Print pocket provided
- Heavy gauge angle supports and .375-16 collar studs are provided for mounting optional panel
- Large lifting eyebolts
- Mounting legs

Type 4X Panel Enclosures

Enclosure Catalog #		Enclosure Size Height x Width x Depth AxBxC		Panel	Panel Size Height x Width	
Type 304	Type 316L	in.	mm.	Catalog #	in.	mm.
CH624812-4XSFD3PT	CH624812-4XSS6FD3PT	62.00 x 48.00 x 12.00	1575 x 1219 x 305	CHAW6048P	55.87 x 43.87	1419 x 1114
CH626012-4XSFD3PT	CH626012-4XSS6FD3PT	62.00 x 60.00 x 12.00	1575 x 1524 x 305	CHAW6060P	55.87 x 55.87	1419 x 1419
CH746012-4XSFD3PT	CH746012-4XSS6FD3PT	74.00 x 60.00 x 12.00	1879 x 1524 x 305	CHAW7260P	67.87 x 55.87	1724 x 1419
CH747212-4XSFD3PT	CH747212-4XSS6FD3PT	74.00 x 72.00 x 12.00	1879 x 1829 x 305	CHAW7272P	67.87 x 67.87	1724 x 1724
CH624818-4XSFD3PT	CH624818-4XSS6FD3PT	62.00 x 48.00 x 18.00	1575 x 1219 x 457	CHAW6048P	55.87 x 43.87	1419 x 1114
CH747224-4XSFD3PT	CH747224-4XSS6FD3PT	74.00 x 72.00 x 24.00	1879 x 1829 x 609	CHAW7272P	67.87 x 67.87	1724 x 1724

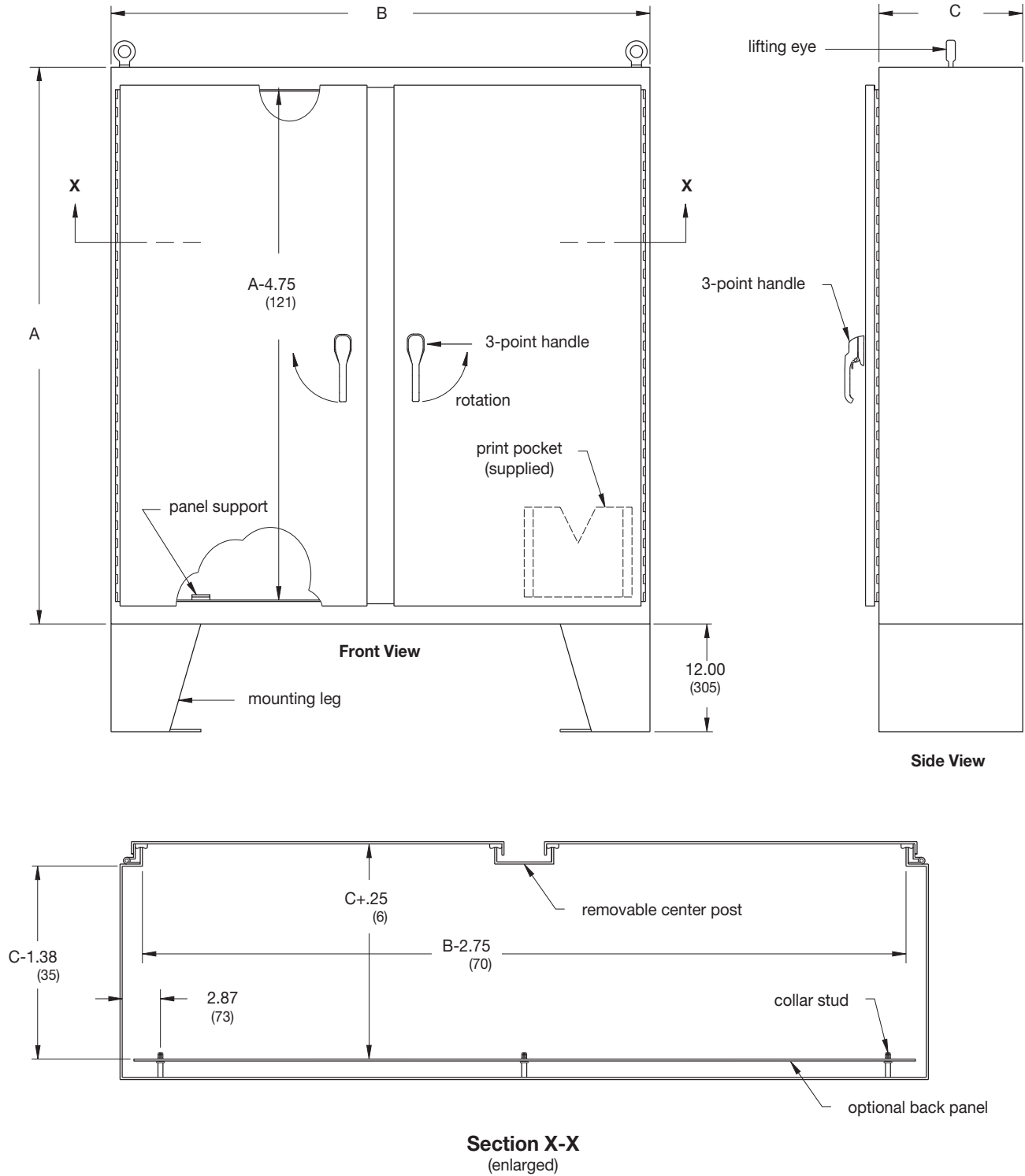
Notes: Dimensions are in inches. Millimeters shown are for reference only. Data subject to change without notice.

# Type 4X Panel Enclosures

## Ground-Mount Enclosures

### Type 4X Double-Door Floor-Standing with 3-Point Locking

#### Illustration Sheet



**Notes:** Four lifting eyes are furnished when C dimension is 24".  
 Dimensions are in inches. Millimeters shown are for reference only. Data subject to change without notice.