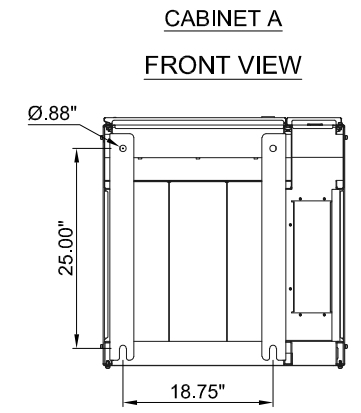
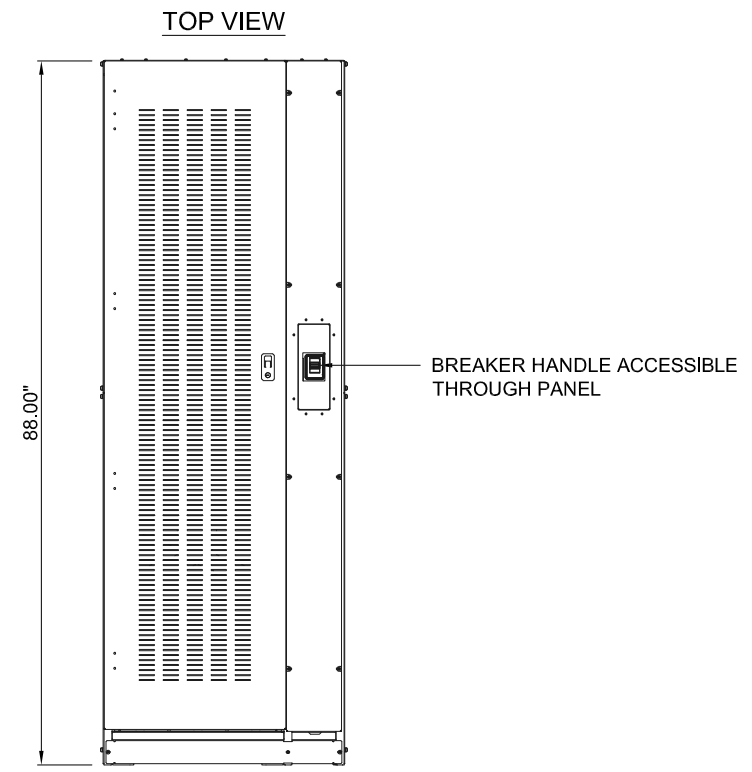

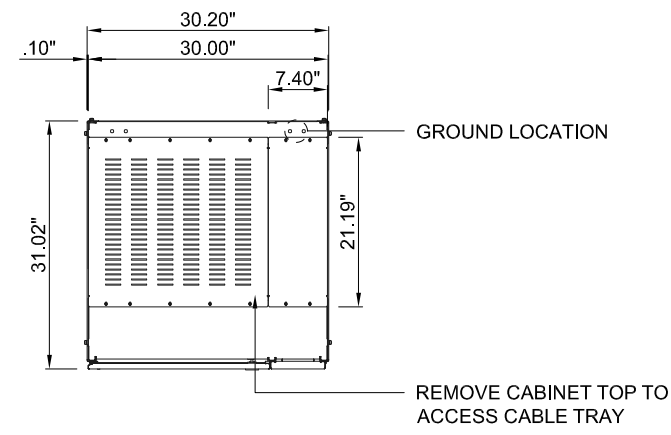


CAUTION: HIGH VOLTAGE, RISK OF ELECTRICAL SHOCK

- FOLLOW ALL SAFETY PRECAUTIONS WHEN WORKING ON THIS SYSTEM
- ALWAYS WEAR PROPER SAFETY EQUIPMENT INCLUDING EYE PROTECTION

**** PLEASE NOTE THAT THE BATTERY CABINET FRAMES, TOP ACCESS PANELS AND REAR PANELS WILL ALL BE PAINTED INTRAPACK GRAY



THE INFORMATION CONTAINED IN THIS DRAWING IS THE SOLE PROPERTY OF INTRAPACK INDUSTRIES INC. ANY REPRODUCTION IN PART OR WHOLE WITHOUT THE WRITTEN PERMISSION OF INTRAPACK INDUSTRIES INC. IS PROHIBITED.

NO.	DATE	REVISION DESCRIPTION

IntraPack® 10650 MARKISON ROAD
 DALLAS, TX. 75238
 PHONE: 214-348-7105
 EMAIL: SALES@INTRAPACK.COM
 © INTRAPACK 2017
 WWW.INTRAPACK.COM

SYSTEM WEIGHT: 2,800 lbs			
JOB NO.	N/A	DATE:	06/13/2019
QUOTE NO.	N/A	DRAWN BY:	DBC
SCALE:	N.T.S.	APPR. BY:	NLB

EATON CAPACITOR CABINET
DRAWING NO. F010102

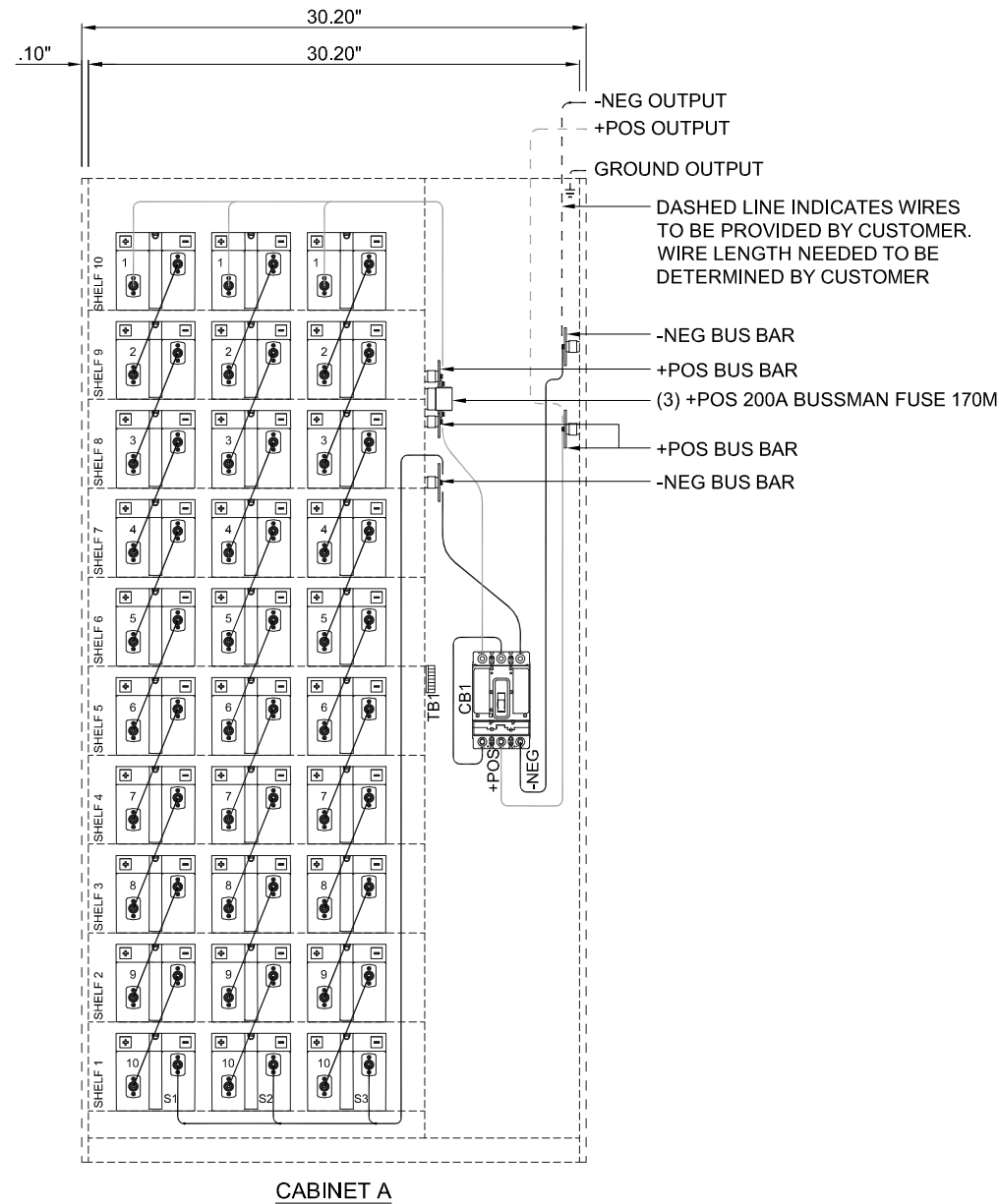
POSITIONING OF COMPONENTS ARE FOR ILLUSTRATION PURPOSES AND MAY NOT BE REPRESENTED IN THE EXACT LOCATION INDICATED.

CAUTION: HIGH VOLTAGE, RISK OF ELECTRICAL SHOCK

- FOLLOW ALL SAFETY PRECAUTIONS WHEN WORKING ON THIS SYSTEM
- ALWAYS WEAR PROPER SAFETY EQUIPMENT INCLUDING EYE PROTECTION

GENERAL NOTES:

1. ONLY QUALIFIED TECHNICIANS SHOULD PERFORM INSTALLATION OR MAINTENANCE OF THIS BATTERY SYSTEM.
2. ALL TOOLS SHOULD BE INSULATED TO PREVENT ELECTRICAL SHOCK.
3. OPEN DISCONNECTS BEFORE INSTALLATION OR MAINTENANCE.
4. CHECK DC VOLTAGE AT BATTERY OUTPUT AND UPS OUTPUT TO ENSURE PROPER POLARITY BEFORE MAKING FINAL CONNECTIONS.



ELECTRICAL ILLUSTRATION

THE INFORMATION CONTAINED IN THIS DRAWING IS THE SOLE PROPERTY OF INTRAPACK INDUSTRIES INC. ANY REPRODUCTION IN PART OR WHOLE WITHOUT THE WRITTEN PERMISSION OF INTRAPACK INDUSTRIES INC. IS PROHIBITED.

NO.	DATE	REVISION DESCRIPTION

IntraPack® 10650 MARKISON ROAD
DALLAS, TX. 75238
PHONE: 214-348-7105
EMAIL: SALES@INTRAPACK.COM
© INTRAPACK 2017
WWW.INTRAPACK.COM

SYSTEM WEIGHT: 2,800 lbs			
JOB NO.	N/A	DATE:	06/13/2019
QUOTE NO.	N/A	DRAWN BY:	DBC
SCALE:	N.T.S.	APPR. BY:	NLB

EATON CAPACITOR CABINET
DRAWING NO. F010102