

Product Change Notice

PCN#: EE-PCN17048

12/05/2017

CLASSIFICATION OF CHANGE:

End Of Life Notification (EOL)

DESCRIPTION OF CHANGE:

End of life notification and recommended replacements for A5000, CB5000 and CB1000 terminal blocks

REASON FOR CHANGE:

Improved product availability

EXPECTED INFLUENCE ON QUALITY, RELIABILITY, AND PERFORMANCE:

Specification	A5	A0	CB5	CB0	CB1	CB11
Electrical Ratings	10A, 300V	10A, 300V	10A, 300V	10A, 300V	20A, 250V	15A, 300V
Center Spacings	6.35mm	6.35mm	6.35mm	6.35mm	8.25mm	8.25mm
Wire Range	#18-30 AWG	#16-30 AWG	#18-30 AWG	#16-30 AWG	#14-22 AWG	#14-22 AWG
Torque Rating	4 in-lb	10 in-lb	4 in-lb	10 in-lb	9 in-lb	12 in-lb
Distance between barriers	5.08mm	5.2mm	5.08mm	5.0mm	6.6mm	7.0mm
PCB Hole Diameter	1.57mm	1.6mm	1.57mm	1.60mm	1.78mm	1.6mm
Molded Material Rating	UL94 V-0	UL94 V-0	UL94 V-0	UL94 V-0	UL94 V-0	UL94 V-0
Breakdown Voltage	1600V	2000V	1600V	2000V	1600V	2000V
Agency Information	UL file E62622	UL file E62622	UL file E62622	UL file E62622	UL file E62622	UL file E62622

PARTS FAMILIES AFFECTED:

Legacy Eaton Family	New Eaton Family
A5000	A0
CB5000	CB0
CB1000	CB11

A detailed conversion list for most recent shipments, part number construction and dimensional comparison is available on the following pages.

TIME SCHEDULE:

Start Shipment Date: December 1, 2017

Last Time Buy Date: March 31, 2018

Last Time Shipment Date: April 30, 2018

SAMPLE AVAILABILITY:

Available upon request

QUALIFICATION DATA:

Available upon request

ISSUED BY:

Nick Stone, Product Manager – Circuit Protection & Terminal Blocks

CONTACT INFORMATION:

For questions or comments, please contact your local [Eaton sales representative](#).

Legacy Eaton P/N	New Eaton P/N
CB102102	CB11210207
CB102104	CB11210407
CB102105	CB11210507
CB10210507	CB11210507
CB10210803L1MP	CB11210803L1
CB10210807	CB11210807
CB10211007MP	CB11211007
CB10211207	CB11211207
CB10220207	CB11220207
CB10220307	CB11220307
CB102204	CB11220407
CB10220403	CB11220403
CB10220407	CB11220407
CB10220507	CB11220507
CB10220603	CB11220603
CB10220607	CB11220607
CB10220707	CB11220707
CB10220803	CB11220803
CB10220807	CB11220807
CB10220907	CB11220907
CB102210	CB11221007
CB10221007	CB11221007
CB102211	CB11221107
CB10221107	CB11221107
CB102212	CB11221207
CB10221207	CB11221207
CB10221307	CB11221307
CB10221407	CB11221407
CB10221407LT1	CB11221407LT1
CB10221507	CB11221507
CB10221607	CB11221607
CB10221807	CB11221807
CB10221907	CB11221907
CB10222007	CB11222007
CB10222207	CB11222207
CB10222707	CB11222707
CB10710203	CB11710203
CB10710307	CB11710307
CB107104	CB11710407
CB10710407	CB11710407
CB10710507	CB11710507
CB10712007	CB11712007
CB10720207	CB11720207
CB10720507	CB11720507
CB10721007	CB11721007
CB10722007	CB11722007
CB10722507	CB11722507

Legacy Eaton P/N	New Eaton P/N
CB50210207	CB00210207
CB50210307	CB00210307
CB50210407	CB00210407
CB50210707	CB00210707
CB50210907	CB00210907
CB50211107	CB00211107
CB50211607	CB00211607
CB50220207	CB00220207
CB50220307	CB00220307
CB50220407	CB00220407
CB50220507	CB00220507
CB50220607	CB00220607
CB50220707	CB00220707
CB50220807	CB00220807
CB50220907	CB00220907
CB50221007	CB00221007
CB50221107	CB00221107
CB50221207	CB00221207
CB50221407	CB00221407
CB50221507	CB00221507
CB50221607	CB00221607
CB50221807	CB00221807
CB50222007	CB00222007
CB50222807	CB00222807
CB50410307	CB00410307
CB50410407	CB00410407
CB50410807	CB00410807
CB50410907	CB00410907
CB50411407	CB00411407
CB50412007	CB00412007
CB50420207	CB00420207
CB50420307	CB00420307
CB50420407	CB00420407
CB50420607	CB00420607
CB50420807	CB00420807
CB50421007	CB00421007
CB50421107	CB00421107
CB50421207	CB00421207
CB50421307	CB00421307
CB50422107	CB00422107
CB50422807	CB00422807

Legacy Eaton P/N	New Eaton P/N
A50110207	A00110207
A50110307	A00110307
A50110407	A00110407
A50110507	A00110507
A50110607	A00110607
A50110607L1	A00110607L1
A50110607L5	A00110607L5
A50110807	A00110807
A50111007	A00111007
A50111207	A00111207
A50111507	A00111507
A50111607	A00111607
A50121507	A00121507
A50210207	A00210207
A50210307	A00210307
A50210407	A00210407
A50210507C7	A00210507C7
A50210607	A00210607
A50210807	A00210807
A50211207	A00211207
A50211407	A00211407
A50211607	A00211607
A50220207	A00220207
A50220307	A00220307
A50220407	A00220407
A50220607	A00220607
A50220707	A00220707
A50220807	A00220807
A50220907	A00220907
A50221007	A00221007
A50221207	A00221207
A50221607	A00221607

A5000 to A0

Terminal Style



A5 - standard barrier



01 - handwired
02 - printed circuit

Base/End



1 - mount end
2 - barrier end

Poles



02 to 28

Screw Options



07- steel SEMS
std. wire ready

Options



C1 to C8 - 0.110" QC
L1 to L6 marking
options (pg 23)
MP - mounting plate
0.120" diameter

Family



A0 - standard barrier

Terminal Style



01 - handwired
02 - printed circuit

Base/End



1 - mount end
2 - barrier end

Poles



02 to 30

Screw Options



07- steel SEMS
fully seated

Options



C1 to C8 - 0.110" QC
L1 to L6 marking
options (pg 25)
Covers- (pg 26)

CB5000 to CB0



CB0 - closed back



02 - printed circuit
04 - wire wrap tail



1 - mount end
2 - barrier end



02 to 30



07- steel SEMS
fully seated



C1 to C8 - 0.110" QC
L1 to L6 marking
options (pg 25)



CB5 - closed back



02 - printed circuit
04 - wire wrap tail



1 - mount end
2 - barrier end



02 to 28



07- steel SEMS
std. wire ready



C7 to C8 - 0.110" QC
L1 to L6 marking
options (pg 23)
MP - mounting plate
0.120" diameter

CB1000 to CB11

Family



CB1 - closed back

Terminal Style



02 - printed circuit
04 - wire wrap
07 - extended pin

Base/End



1 - mount end
2 - barrier end

Poles



02 to 30 CB1

Screw Options



Blank-std. screws
03- stainless steel
07- steel SEMS &
washer (not available
with hardware
options)

Options



B1 to B9 - 0.187"
QC (all positions)
L1 to L6 marking options (pg 23)
LT1 to LT6 marking options

Family



CB11 - closed back

Terminal Style



12 - printed circuit
17 - extended pin

Base/End



1 - mount end
2 - barrier end

Poles




02 to 30

Screw Options

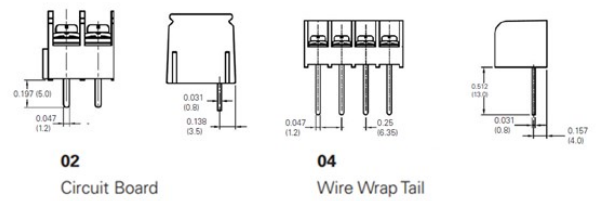
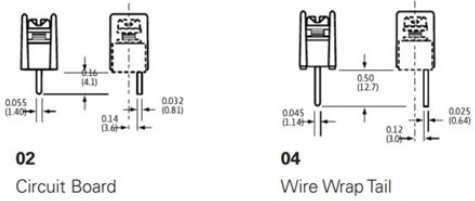
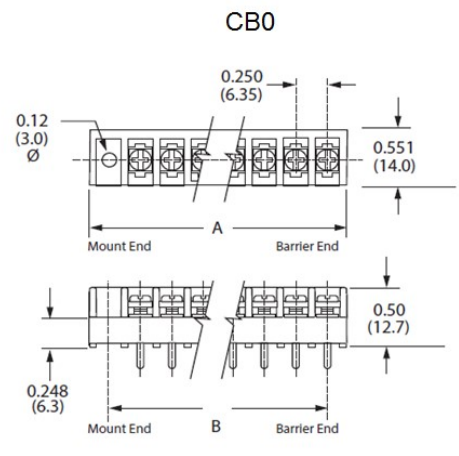
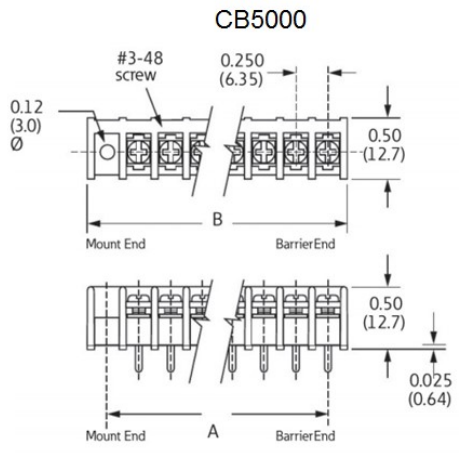
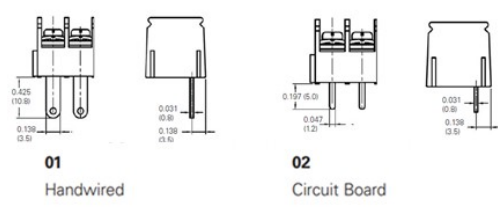
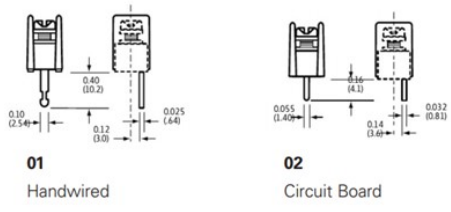
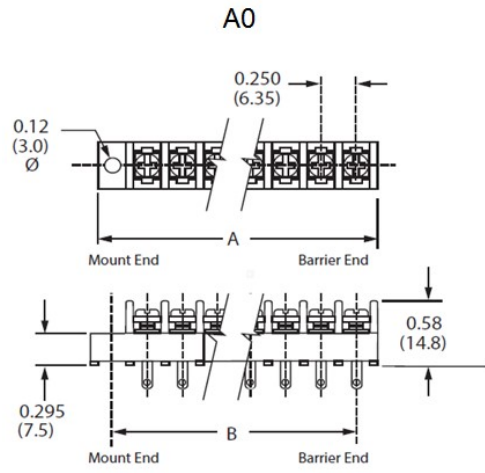
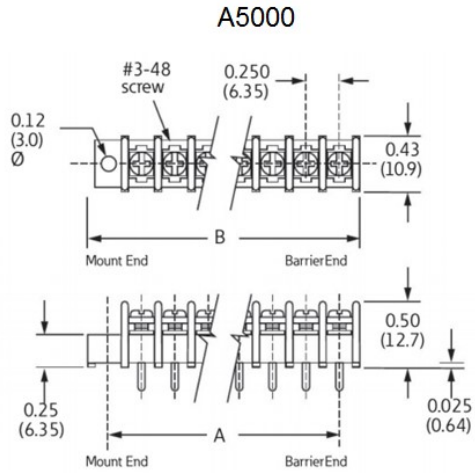


03 - stainless steel
07 - steel SEMS

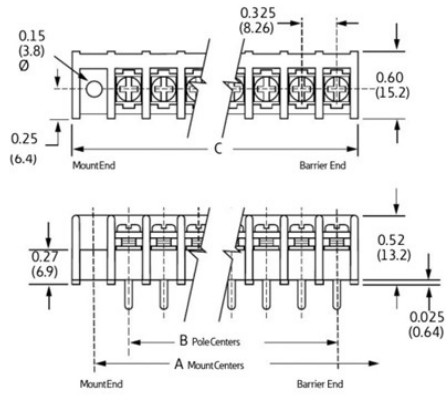
Options



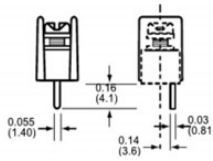
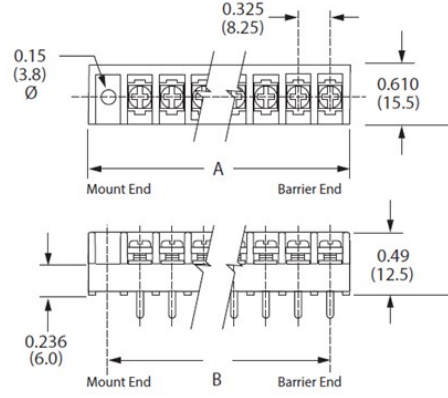
B1 to B9 - 0.187" QC
L1 to L6 - marking options
(pg 25)
LT1 to LT6 - marking options
(pg 25)



CB1000

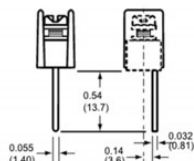


CB11



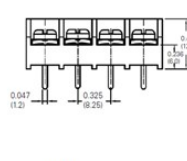
02

Printed Circuit



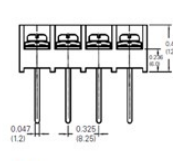
07

Extended Pin



12

Printed Circuit



17

Extended Pin

