



Powering Business Worldwide


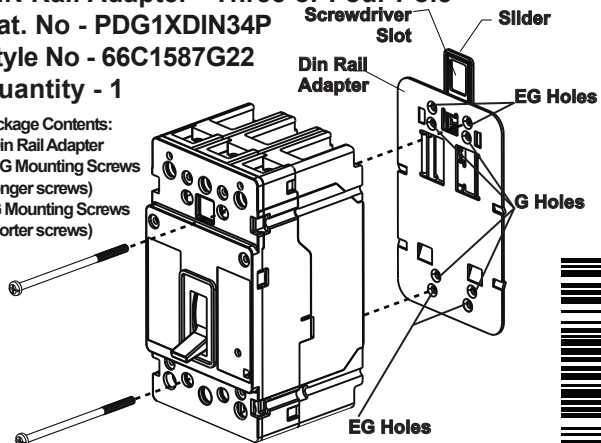
Power Defense™

Circuit Breaker Accessory

For PDG1 Frame

DIN Rail Adapter - Three or Four Pole  
Cat. No - PDG1XDIN34P  
Style No - 66C1587G22  
Quantity - 1

Package Contents:  
1 Din Rail Adapter  
2 EG Mounting Screws  
(Longer screws)  
2 G Mounting Screws  
(shorter screws)



786689165369

- Disconnect voltage and trip breaker before any installation or removal.
- Insert screws through opposite corners of breaker and thread a couple turns into the Din Rail Adapter.
- Clip Din Rail Adapter Tabs on bottom of din rail, and push breaker towards mounting panel until Adapter snaps on din rail.
- Thread screws down to mounting panel. Do not over-tighten.
- To remove, loosen screws away from mounting panel. Place screwdriver in Slot and pull up Slider to release from din rail.

IL012186EN H01



Powering Business Worldwide

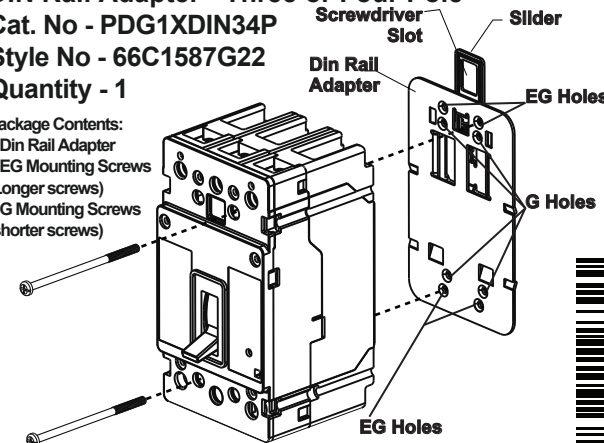
Power Defense™

Circuit Breaker Accessory

For PDG1 Frame

DIN Rail Adapter - Three or Four Pole  
Cat. No - PDG1XDIN34P  
Style No - 66C1587G22  
Quantity - 1

Package Contents:  
1 Din Rail Adapter  
2 EG Mounting Screws  
(Longer screws)  
2 G Mounting Screws  
(shorter screws)



786689165369

- Disconnect voltage and trip breaker before any installation or removal.
- Insert screws through opposite corners of breaker and thread a couple turns into the Din Rail Adapter.
- Clip Din Rail Adapter Tabs on bottom of din rail, and push breaker towards mounting panel until Adapter snaps on din rail.
- Thread screws down to mounting panel. Do not over-tighten.
- To remove, loosen screws away from mounting panel. Place screwdriver in Slot and pull up Slider to release from din rail.

IL012186EN H01



Powering Business Worldwide


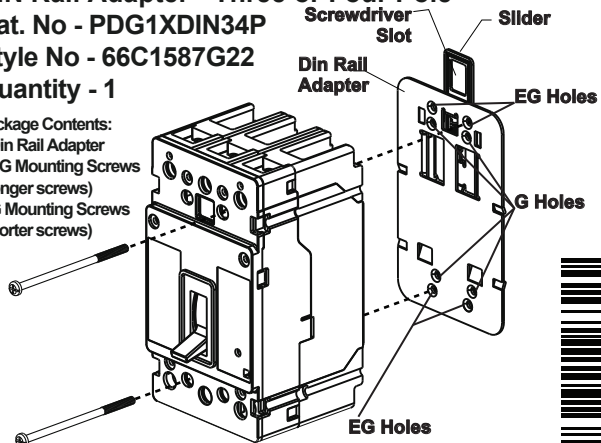
Power Defense™

Circuit Breaker Accessory

For PDG1 Frame

DIN Rail Adapter - Three or Four Pole  
Cat. No - PDG1XDIN34P  
Style No - 66C1587G22  
Quantity - 1

Package Contents:  
1 Din Rail Adapter  
2 EG Mounting Screws  
(Longer screws)  
2 G Mounting Screws  
(shorter screws)



786689165369

- Disconnect voltage and trip breaker before any installation or removal.
- Insert screws through opposite corners of breaker and thread a couple turns into the Din Rail Adapter.
- Clip Din Rail Adapter Tabs on bottom of din rail, and push breaker towards mounting panel until Adapter snaps on din rail.
- Thread screws down to mounting panel. Do not over-tighten.
- To remove, loosen screws away from mounting panel. Place screwdriver in Slot and pull up Slider to release from din rail.

IL012186EN H01



Powering Business Worldwide

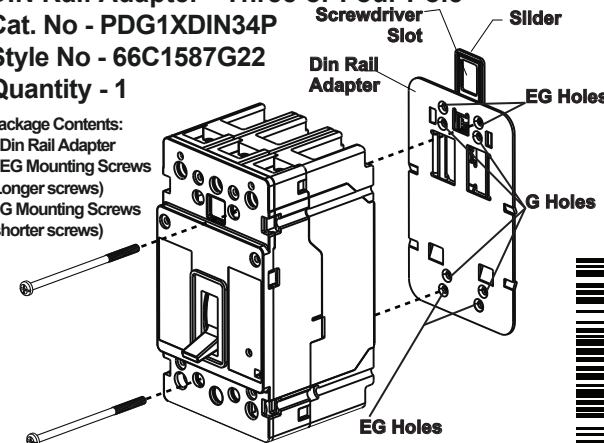
Power Defense™

Circuit Breaker Accessory

For PDG1 Frame

DIN Rail Adapter - Three or Four Pole  
Cat. No - PDG1XDIN34P  
Style No - 66C1587G22  
Quantity - 1

Package Contents:  
1 Din Rail Adapter  
2 EG Mounting Screws  
(Longer screws)  
2 G Mounting Screws  
(shorter screws)



786689165369

- Disconnect voltage and trip breaker before any installation or removal.
- Insert screws through opposite corners of breaker and thread a couple turns into the Din Rail Adapter.
- Clip Din Rail Adapter Tabs on bottom of din rail, and push breaker towards mounting panel until Adapter snaps on din rail.
- Thread screws down to mounting panel. Do not over-tighten.
- To remove, loosen screws away from mounting panel. Place screwdriver in Slot and pull up Slider to release from din rail.

IL012186EN H01