




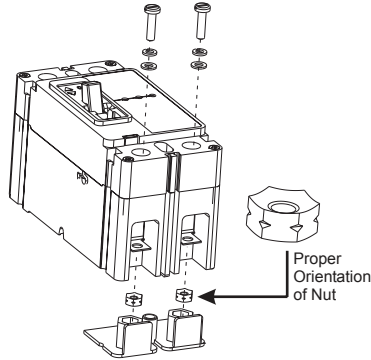
Power Defense™

Circuit Breaker Accessory

For PDG2 Frame

IL012257EN H01

PDG2 Screw Terminal / End Cap Kit, 225 amps, 2 poles
Cat. No. PDG2X2TS225
Style No. 6606C63G35
Quantity - 1



INSTALL END CAP PRIOR TO BREAKER INSTALLATION.
Instructions For Assembly:
Insert Nuts into End Cap with Flat Surface of Nut Toward Plastic End Cap.
Place End Cap on Breaker, May be Applied to Line or Load End.
Install Breaker.
Fasten Conductors (Install Bolted Connections).
Torque Terminal Screws to 34-38 lb-in (4.0-4.4 N-m).




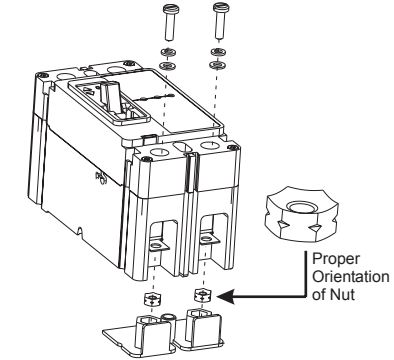
Power Defense™

Circuit Breaker Accessory

For PDG2 Frame

IL012257EN H01

PDG2 Screw Terminal / End Cap Kit, 225 amps, 2 poles
Cat. No. PDG2X2TS225
Style No. 6606C63G35
Quantity - 1



INSTALL END CAP PRIOR TO BREAKER INSTALLATION.
Instructions For Assembly:
Insert Nuts into End Cap with Flat Surface of Nut Toward Plastic End Cap.
Place End Cap on Breaker, May be Applied to Line or Load End.
Install Breaker.
Fasten Conductors (Install Bolted Connections).
Torque Terminal Screws to 34-38 lb-in (4.0-4.4 N-m).




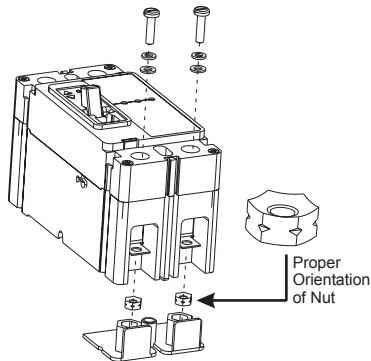
Power Defense™

Circuit Breaker Accessory

For PDG2 Frame

IL012257EN H01

PDG2 Screw Terminal / End Cap Kit, 225 amps, 2 poles
Cat. No. PDG2X2TS225
Style No. 6606C63G35
Quantity - 1



INSTALL END CAP PRIOR TO BREAKER INSTALLATION.
Instructions For Assembly:
Insert Nuts into End Cap with Flat Surface of Nut Toward Plastic End Cap.
Place End Cap on Breaker, May be Applied to Line or Load End.
Install Breaker.
Fasten Conductors (Install Bolted Connections).
Torque Terminal Screws to 34-38 lb-in (4.0-4.4 N-m).




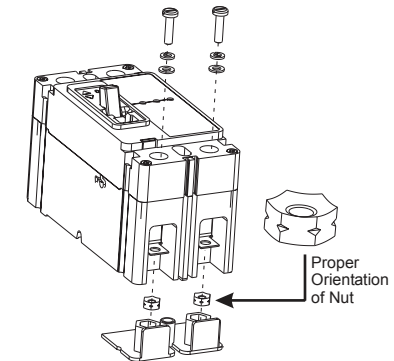
Power Defense™

Circuit Breaker Accessory

For PDG2 Frame

IL012257EN H01

PDG2 Screw Terminal / End Cap Kit, 225 amps, 2 poles
Cat. No. PDG2X2TS225
Style No. 6606C63G35
Quantity - 1



INSTALL END CAP PRIOR TO BREAKER INSTALLATION.
Instructions For Assembly:
Insert Nuts into End Cap with Flat Surface of Nut Toward Plastic End Cap.
Place End Cap on Breaker, May be Applied to Line or Load End.
Install Breaker.
Fasten Conductors (Install Bolted Connections).
Torque Terminal Screws to 34-38 lb-in (4.0-4.4 N-m).