



Power Defense™


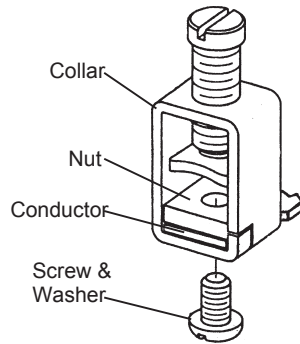
Circuit Breaker Accessory

For PDG2 Frame

IL012234EN H01

PDG2 Box Terminal (Steel) 100 amps, AWG 14-1/0, 1 pole

Cat. No. PDG2X1T100  
Style No. 624B100G65  
Quantity - 1



**Instructions For Assembly:**

- Insert Collar Enclosing Conductor As Shown
- Locate Nut On Top Of Conductor & Tighten Securely With Screw & Washer To 20 Lb. In.
- **CAUTION:** Assemble As Shown. Collar Must Surround Conductor & Nut Must Be On Top Of Conductor.



Power Defense™

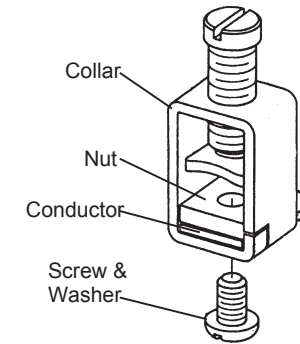
Circuit Breaker Accessory

For PDG2 Frame

IL012234EN H01

PDG2 Box Terminal (Steel) 100 amps, AWG 14-1/0, 1 pole

Cat. No. PDG2X1T100  
Style No. 624B100G65  
Quantity - 1



**Instructions For Assembly:**

- Insert Collar Enclosing Conductor As Shown
- Locate Nut On Top Of Conductor & Tighten Securely With Screw & Washer To 20 Lb. In.
- **CAUTION:** Assemble As Shown. Collar Must Surround Conductor & Nut Must Be On Top Of Conductor.



Power Defense™


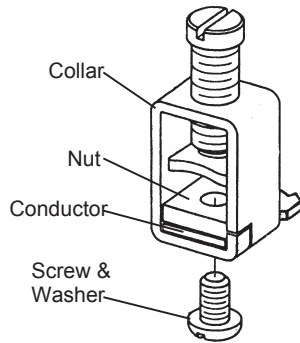
Circuit Breaker Accessory

For PDG2 Frame

IL012234EN H01

PDG2 Box Terminal (Steel) 100 amps, AWG 14-1/0, 1 pole

Cat. No. PDG2X1T100  
Style No. 624B100G65  
Quantity - 1



**Instructions For Assembly:**

- Insert Collar Enclosing Conductor As Shown
- Locate Nut On Top Of Conductor & Tighten Securely With Screw & Washer To 20 Lb. In.
- **CAUTION:** Assemble As Shown. Collar Must Surround Conductor & Nut Must Be On Top Of Conductor.



Power Defense™

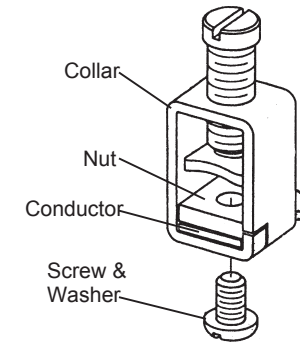
Circuit Breaker Accessory

For PDG2 Frame

IL012234EN H01

PDG2 Box Terminal (Steel) 100 amps, AWG 14-1/0, 1 pole

Cat. No. PDG2X1T100  
Style No. 624B100G65  
Quantity - 1



**Instructions For Assembly:**

- Insert Collar Enclosing Conductor As Shown
- Locate Nut On Top Of Conductor & Tighten Securely With Screw & Washer To 20 Lb. In.
- **CAUTION:** Assemble As Shown. Collar Must Surround Conductor & Nut Must Be On Top Of Conductor.