



Ref. Certif. No.

CN46468

IEC SYSTEM FOR MUTUAL RECOGNITION OF TEST CERTIFICATES FOR ELECTRICAL EQUIPMENT (IECEE) CB SCHEME

CB TEST CERTIFICATE

Product

Moulded Case Circuit-breakers

Name and address of the applicant

Eaton Electrical Inc.  
1000 Cherrington Parkway Moon Township, PA 15108, USA

Name and address of the manufacturer

Eaton Electrical Inc.  
1000 Cherrington Parkway Moon Township, PA 15108, USA

Name and address of the factory

Eaton Electrical Ltd.  
No.2 Louyang Road, SIP Suzhou, Jiangsu Province, 215121, P.R.China

Note: When more than one factory, please report on page 2

Ratings and principal characteristics

See the Appendix

Trademark (if any)

EATON

Customer's Testing Facility (CTF) Stage used

Model / Type Ref.

PDC4 & PDE4

Additional information (if necessary may also be reported on page 2)

A sample of the product was tested and found to be in conformity with

IEC 60947-2:2016(5th Edition)

As shown in the Test Report Ref. No. which forms part of this Certificate

00901-CB2018CQC-083961

This CB Test Certificate is issued by the National Certification Body

CHINA QUALITY CERTIFICATION CENTRE

Section 9, No. 188 Nansihuan Xilu, Beijing 100070 P. R. China  
Tel: +86-10-83886666 Fax: +86-10-83886282  
website: <http://www.cqc.com.cn>



Date: Apr.11,2019

Signature:

Lu Mei

## PDC4&amp;PDE4

U<sub>imp</sub>:8kV(Thermo-magnetic),6kV(Electronic)U<sub>i</sub>:800V(Thermo-magnetic),690V(Electronic)U<sub>e</sub>: Thermo-magnetic(PDC4): AC230/240V,400/415V,440V,480V,500/525V,690V,DC125V/250V; Electronic(PDC4): AC230/240V,400/415V,440V,480V,500/525V,690V

Thermo-magnetic(PDE4): AC230/240V,400/415V,440V; Electronic(PDE4): AC230/240V,400/415V,440V;

I<sub>n</sub>:800A

Over-current release: Electronic, Thermo-magnetic

I<sub>cs</sub>: See table 1&2I<sub>cu</sub>: See table 1&2

3P,4P

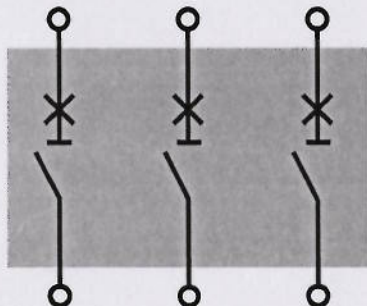
Suitable for insulation

50/60Hz

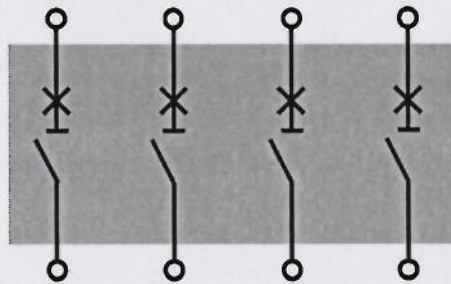
IP20

Selectivity category: A

Connection diagram for DC:



Note : U<sub>e</sub> for single pole is 125V , for two poles in series is 250V , two poles in series is at random , the positive and negative polarity can change.



Note : U<sub>e</sub> for single pole is 125V , for two poles in series is 250V , two poles in series is at random , the positive and negative polarity can change.

Auxiliary and alarm contacts (1NO,1NC,1NO1NC):

I<sub>th</sub>: 4A;AC-15:U<sub>e</sub>/I<sub>e</sub>: AC230V/4A, AC500V/1A,AC600V/0.6A;DC-13:U<sub>e</sub>/I<sub>e</sub>:DC220V/0.3A;

Accessories with electronic circuits:

Page 1 of 4

Additional information (if necessary)

Date: Apr.11,2019

Signature:

Lu Mei



Undervoltage release UV: AC600V, AC480-525V, AC380-440V, AC208-240V, AC110-130V, AC24V, DC250V, DC125V, DC60V, DC48V, DC24V, DC18V, DC12V;

Shunt release ST: AC600V, AC480-525V, AC380-440V, AC200-240V/DC250V, AC110-130V/DC125V, AC/DC24V, DC60V, DC48V, DC12V;

Page 2 of 4

Additional information (if necessary)

Date: Apr.11,2019


Signature:   
Lu Mei

Table 1

PDC4						
Type	V AC	kA Icu	kA Ics	V DC*	kA Icu*	kA Ics*
G	230/240	55	55	125/250	22	22
	400/415	36	36			
	440	30	22,5			
	480	25	20			
	500/525	20	16,5			
	690	8	4			
K	230/240	85	85	125/250	22	22
	400/415	50	50			
	440	35	35			
	480	35	22,5			
	500/525	25	20			
	690	10	5			
M	230/240	100	100	125/250	25	25
	400/415	70	53			
	440	50	40			
	480	50	30			
	500/525	30	25			
	690	15	7,5			
N	230/240	100	100	125/250	25	25
	400/415	70	70			
	440	65	50			
	480	65	40			
	500/525	35	25			
	690	20	10			

no difference  
in critical  
components

Notes\*: 250VDC interruption rating should be 2P in series, 125VDC interruption rating should be 1P.

Page 3 of 4

Additional information (if necessary)

Date: Apr.11,2019

Signature:   
Lu Mei



Table 2


PDE4			
Type	V AC	kA Icu	kA Ics
G	230/240	50	50
	400/415	36	36
	440	30	22.5
K	230/240	65	65
	400/415	50	50
	440	35	26
M	230/240	100	100
	400/415	70	50
	440	50	37
N	230/240	100	100
	400/415	70	70
	440	50	37

no difference  
in critical  
components

Page 4 of 4

Additional information (if necessary)

Date: Apr.11,2019

Signature:   
Lu Mei