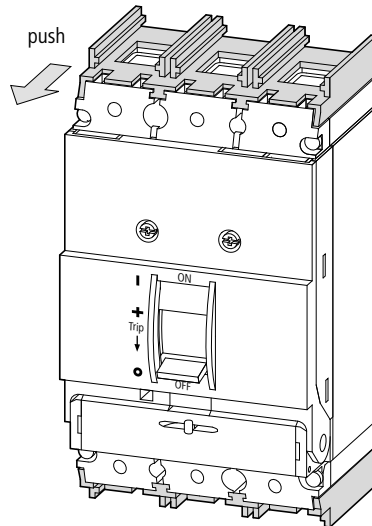
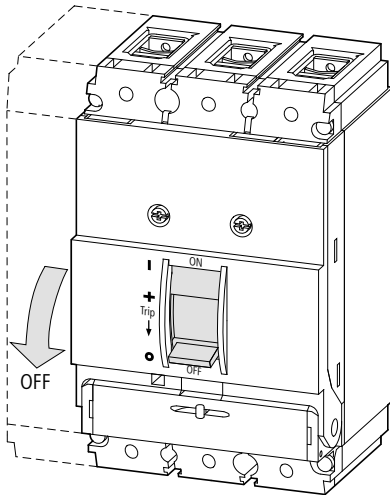


NZM1(-4)-XKAM

-NA
-CNA
(UL/CSA Models)

Connector Kits for Type NZM1...Circuit Breakers and Molded Case Switches



The barrier (shown shaded in the diagrams) is held tightly into grooves on top and bottom sides of the breaker or switch and must be removed in order to mount NZM1-XKA and -XKS connectors. To remove: From the back of the device, use thumb pressure to push, or an appropriate tool to gently tap each side of the barrier to help slide it out.

(en) **Electric current! Danger to life!**

Only skilled or instructed persons may carry out the following operations.

(de) **Lebensgefahr durch elektrischen Strom!**

Nur Elektrofachkräfte und elektrotechnisch unterwiesene Personen dürfen die im Folgenden beschriebenen Arbeiten ausführen.

(fr) **Tension électrique dangereuse !**

Seules les personnes qualifiées et averties doivent exécuter les travaux ci-après.

(es) **¡Corriente eléctrica! ¡Peligro de muerte!**

El trabajo a continuación descrito debe ser realizado por personas cualificadas y advertidas.

(it) **Tensione elettrica: Pericolo di morte!**

Solo persone abilitate e qualificate possono eseguire le operazioni di seguito riportate.

(zh) **触电危险!**

只允许专业人员和受过专业训练的人员进行下列工作。

(ru) **Электрический ток! Опасно для жизни!**

Только специалисты или проинструктированные лица могут выполнять следующие операции.



(en) **Caution!**

The removal or exchange of parts during mounting may become necessary. Refer to installation instructions for proper assembly and to maintain electrical clearances.

(de) **Vorsicht!**

Für die Durchführung der beschriebenen Arbeiten kann das Entfernen oder der Austausch von Teilen notwendig sein. Bitte alle Installations-Anweisungen beachten, um die erforderlichen Luft- und Kriechstrecken nach dem Zusammenbau zu gewährleisten.

(fr) **Attention !**

L'enlèvement ou l'échange de certaines pièces pendant le montage est parfois nécessaire. Consultez l'instruction d'assemblage pour assurer une installation conforme aux normes.

(es) **¡Atención!**

Con el fin de llevar a cabo los trabajos descritos, puede ser necesario eliminar o cambiar alguna pieza. Le rogamos tenga en cuenta todas las instrucciones de instalación para así garantizar las líneas de fuga y efluvio necesarias tras el montaje.

(it) **Attenzione!**

Per l'esecuzione degli interventi descritti potrebbe essere necessaria la rimozione o sostituzione di alcuni pezzi. Attenersi alle istruzioni d'installazione per garantire dopo l'assemblaggio le vie di dispersione necessarie.

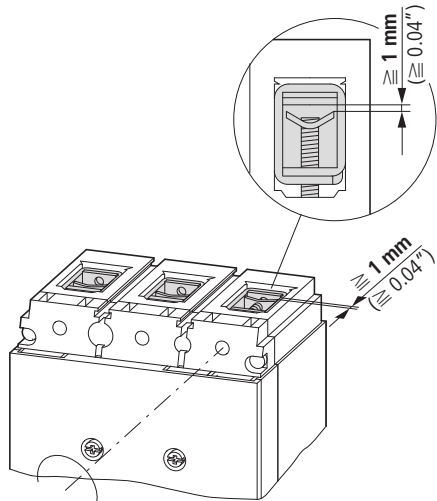
(zh) **小心!**

执行所描述的操作时可能需要拆除或更换零部件。请遵守所有相关的安装说明，以确保在组装后能获得需要的空间距离或爬电距离。

(ru) **Осторожно!**

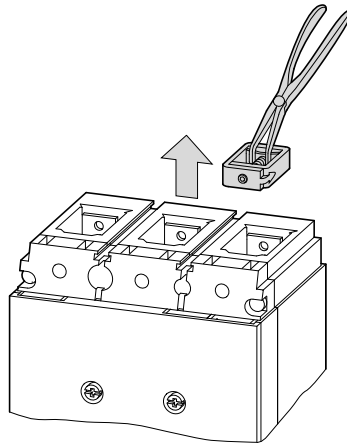
При проведении описанных процедур может возникнуть необходимость демонтировать или заменить детали. Для обеспечения надлежащих зазоров и вывода тока утечки, соблюдайте все инструкции по монтажу.

1



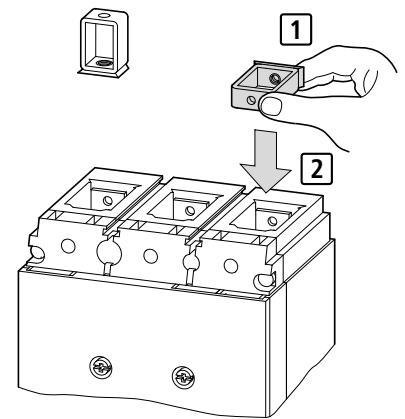
4 mm
Removal of XKC Pressure Clamp Connectors from NZM1

2



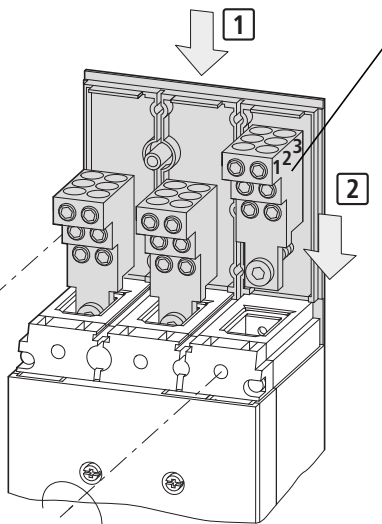
Removal of XKC Pressure Clamp Connectors as shown above will enable mounting of XKS and XKA type connector kits.

3



In all cases, it is necessary to install the terminal cover and isolating base plate Type NZM1-XKSA (provided) in order to maintain proper clearances. Refer to diagrams which follow.

4 NZM1(-4)-XKAM



	11 mm (0.43")	21 mm (0.82")	32 mm (1.25")
	1	2	3
	✓	✓	✓
	✓	✓	✓
	✓	✓	✗ < 16 mm ²

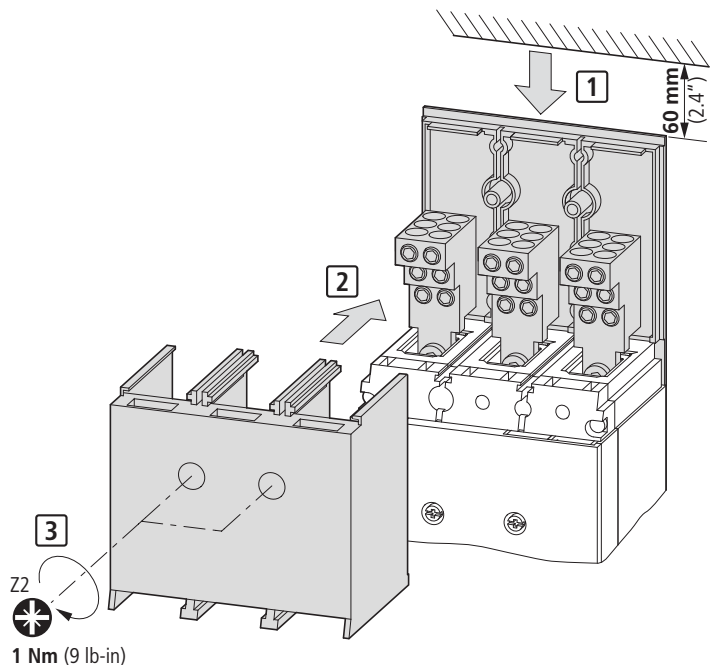
07/11 IL01203001Z

- 4 3 mm
2.5 - 10 mm²
AWG 14 - 8
3.5 Nm (31 lb-in)
- > 10 - 16 mm²
AWG > 8 - 6
6 Nm (54 lb-in)
- 3 4 mm
9 Nm (80 lb-in)

Cu	6 x 2.5 - 16 mm ² 6 x AWG 14 - 6

Cu only, Ampacity per 75 °C Table.

Use ferrules with flexible and highly flexible conductors.
Bei feindrähtigen und hochflexiblen Leitern Aderendhülsen verwenden.
Pour les conducteurs souples et extra-souples, utiliser des embouts.
Para conductores flexibles y muy flexibles deben utilizarse terminales.
Per conduttori flessibili e altamente flessibili utilizzare capicorda.
对于多股和非常容易弯曲的线缆可以使用线缆衬套
Для тонкопроволочных и очень гибких жил требуется использовать наконечники.



In all cases, it is necessary to install the terminal cover and isolating base plate Type NZM1-XKSA (provided) in order to maintain proper clearances.