


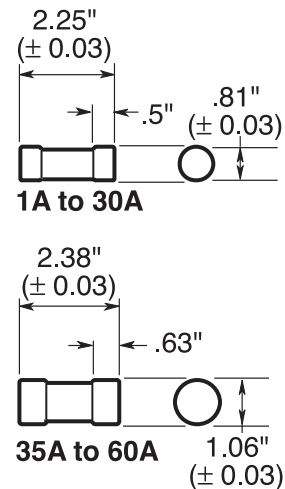
JDL

Class J 600Vac, 1 to 60A

Dual-Element, Time-Delay Fuses



Dimensions (inches)



Catalog Symbol: JDL

Dual-Element, Time-Delay – 10 seconds (minimum) at 500% rated current

Current-Limiting

Volts: 600Vac (or less)

Amps: 1 to 60A

IR: 200kA RMS Sym.

300kA RMS Sym. (self certified)

Agency Information: CE, UL Listed — Class J, Guide JDDZ, File E162363, CSA Certified, HRCI-J 200,000 AIR, Class J per CSA 22.2 No. 248.8, Class 1422-02, File 53787

Features

- True dual-element fuses with a minimum 10 second time-delay at 500% overload.
- Long time-delay minimizes needless fuse openings due to temporary overloads and transient surges.
- Can often be sized for back-up protection against motor burnout from overload or single-phasing if other overload protective devices fail.
- High interrupting rating to safely interrupt overcurrents up to 300kA (self certified).
- High degree of current limitation due to the fast speed-of-response to short-circuits.
- Faster response to damaging short-circuit currents than mechanical overcurrent protective devices.

- Reduces let-through thermal and magnetic forces in order to protect low withstand rated components.
- Proper sizing provides “No Damage” Type “2” coordinated protection for NEMA and IEC motor control in accordance with IEC Standard 947-4-1.
- Dual-element fuses have lower resistance than ordinary fuses so they run cooler.
- Lower watts loss reduces power consumption.
- Unique dimensions assure that another class of fuse with a lesser voltage rating, interrupting rating or current-limiting ability cannot be substituted.
- Space-saving package for equipment down sizing.

Catalog Numbers (amps)

JDL1	JDL4	JDL12	JDL40
JDL1.25	JDL5	JDL15	JDL45
JDL1.6	JDL5.6	JDL17.5	JDL50
JDL2	JDL6	JDL20	JDL60
JDL2.5	JDL7	JDL25	
JDL3	JDL8	JDL30	
JDL3.5	JDL10	JDL35	

Carton Quantity and Weight

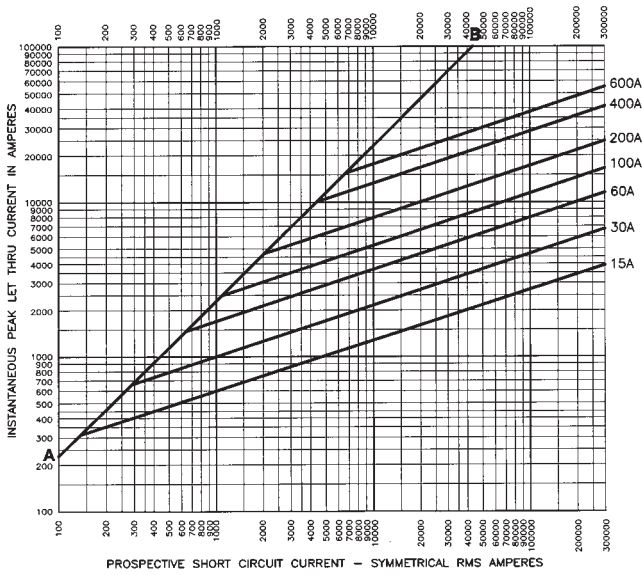
Amps	Carton	Weight per Carton	
	Quantity	lbs	kg
1–30	10	1.09	0.49
35–60	10	1.78	0.81

JDL

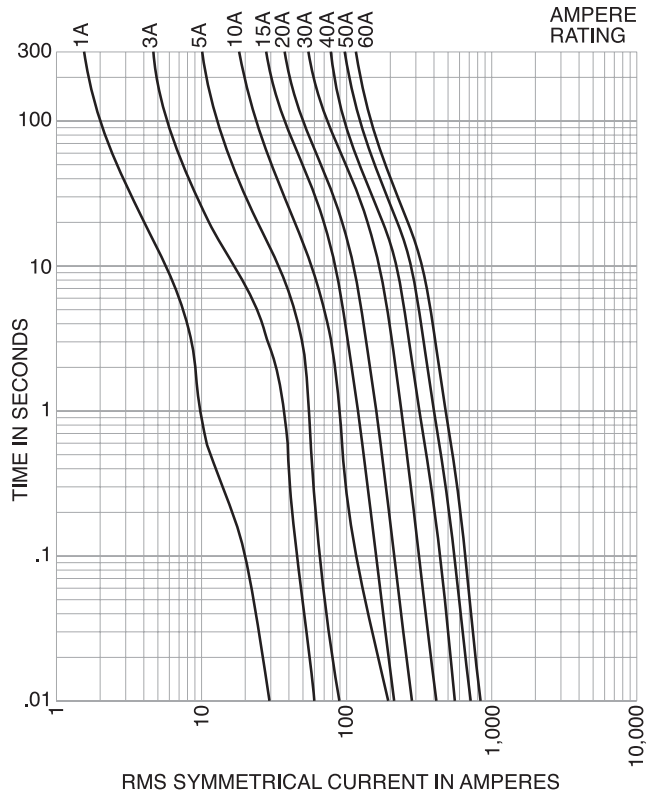
Class J 600Vac, 1 to 60A

Dual-Element, Time-Delay Fuses

Current Limitation Curves



Time-Current Characteristic Curves- Average Melt



Class J Fuse Blocks (600V) Catalog Data

Catalog Numbers

Amps	Poles	Screw	Pressure Plate	Box Lug	Box Lug w/ Retaining Clip	Max. Wire Size
1-30	1	J60030-1S	J60030-1P	J60030-1C	J60030-1CR	S.P. #10Cu;
	2	J60030-2S	J60030-2P	J60030-2C	J60030-2CR	C #2CU/AL
	3	J60030-3S	J60030-3P	J60030-3C	J60030-3CR	
31-60	1	-	-	J60060-1C	J60060-1CR	
	2	-	-	J60060-2C	J60060-2CR	#2CU/AL
	3	-	-	J60060-3C	J60060-3CR	

The only controlled copy of this document is the electronic read-only version maintained by Cooper Bussmann. All other copies of this document are by definition uncontrolled. This bulletin is intended to clearly present comprehensive product data and provide technical information that will help the end user with design applications. Cooper Bussmann reserves the right, without notice, to change design or construction of any products and to discontinue or limit distribution of any products. Cooper Bussmann also reserves the right to change or update, without notice, any technical information contained in this bulletin. Once a product has been selected, it should be tested by the user in all possible applications.