

# TPS DC non-indicating power distribution fuses



### Catalog symbols:

- TPS\_ (ferrule)
- TPS\_L (horizontal PCB tab)
- TPS\_V (vertical PCB tab)
- TPS\_LB (bolt tag)

### Description:

TPS DC power distribution non-indicating fuses specifically designed to meet the unique needs of DC power distribution systems. Available in ferrule, vertical and horizontal PCB tab and bolt tab configurations

### Specifications:

#### Ratings

- Volts
- 170 Vac/dc (up to 60 A)
- 170 Vdc (70 to 80 A)
- Amps 1 - 80 A
- IR 100 kA

#### Agency information

- UL® Recognized, Guide JFHR2, File E56412
- RoHS Compliant
- CE

### Features

- Telpower™ fuse line is the first to be specifically designed to meet the unique needs of DC power distribution systems
- The UL Recognized with a 100kA interrupting rating and current-limiting capability make the TPS fuse ideal for overcurrent protection on existing DC distribution systems
- A unique blue label is used on all Telpower fuses to designate their DC capability
- PCB and bolt tag versions available for application flexibility
- Silver-plated brass ferrules
- Glass melamine tube
- For use with Bussmann series fused disconnect switch 15800
- Spare fuse holder available (cat. no. TPSFH-AS)

#### Catalog no. (amps)

##### Ferrule

TPS-1	TPS-6	TPS-25	TPS-50
TPS-2	TPS-10	TPS-30	TPS-60
TPS-3	TPS-15	TPS-35	TPS-70
TPS-5	TPS-20	TPS-40	TPS-80

##### Horizontal PCB tab

TPS-1L	TPS-6L	TPS-25L	TPS-50L
TPS-2L	TPS-10L	TPS-30L	TPS-60L
TPS-3L	TPS-15L	TPS-35L	TPS-70L
TPS-5L	TPS-20L	TPS-40L	

##### Vertical PCB tab

TPS-10V	TPS-30V	TPS-50V
TPS-15V	TPS-35V	TPS-70V
TPS-25V	TPS-40V	TPS-80V

##### Bolt tab

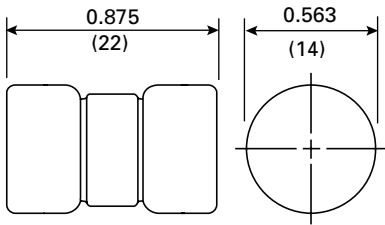
TPS-1LB	TPS-40LB	TPS-60LB
TPS-35LB	TPS-50LB	TPS-70LB



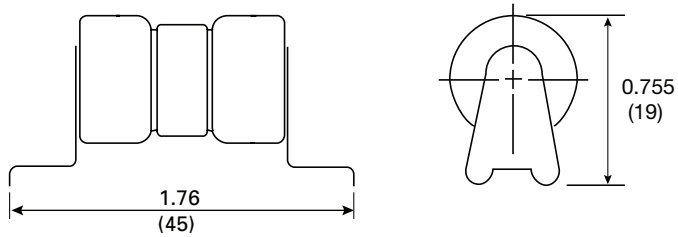
Powering Business Worldwide

**Dimensions — in (mm)**

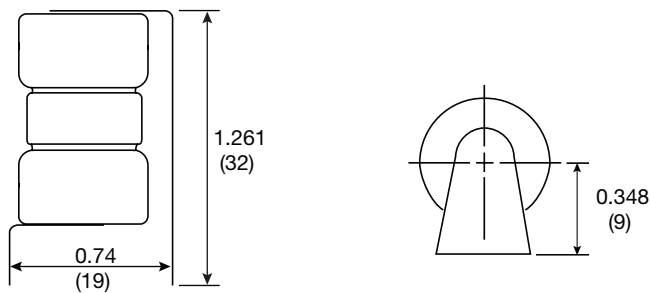
TPS-(amp) — ferrule



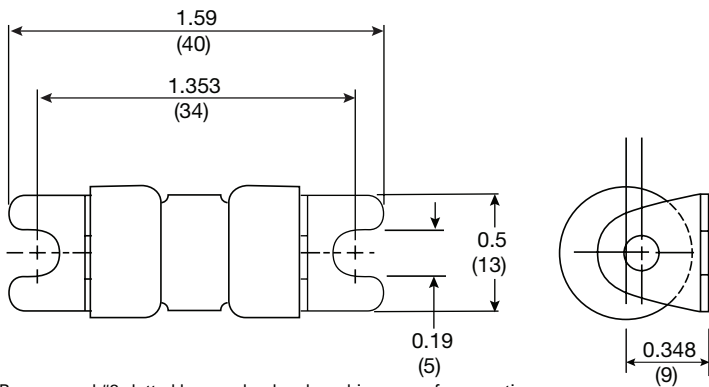
TPS-(amp)L — horizontal PCB tab



TPS-(amp)V — vertical PCB tab

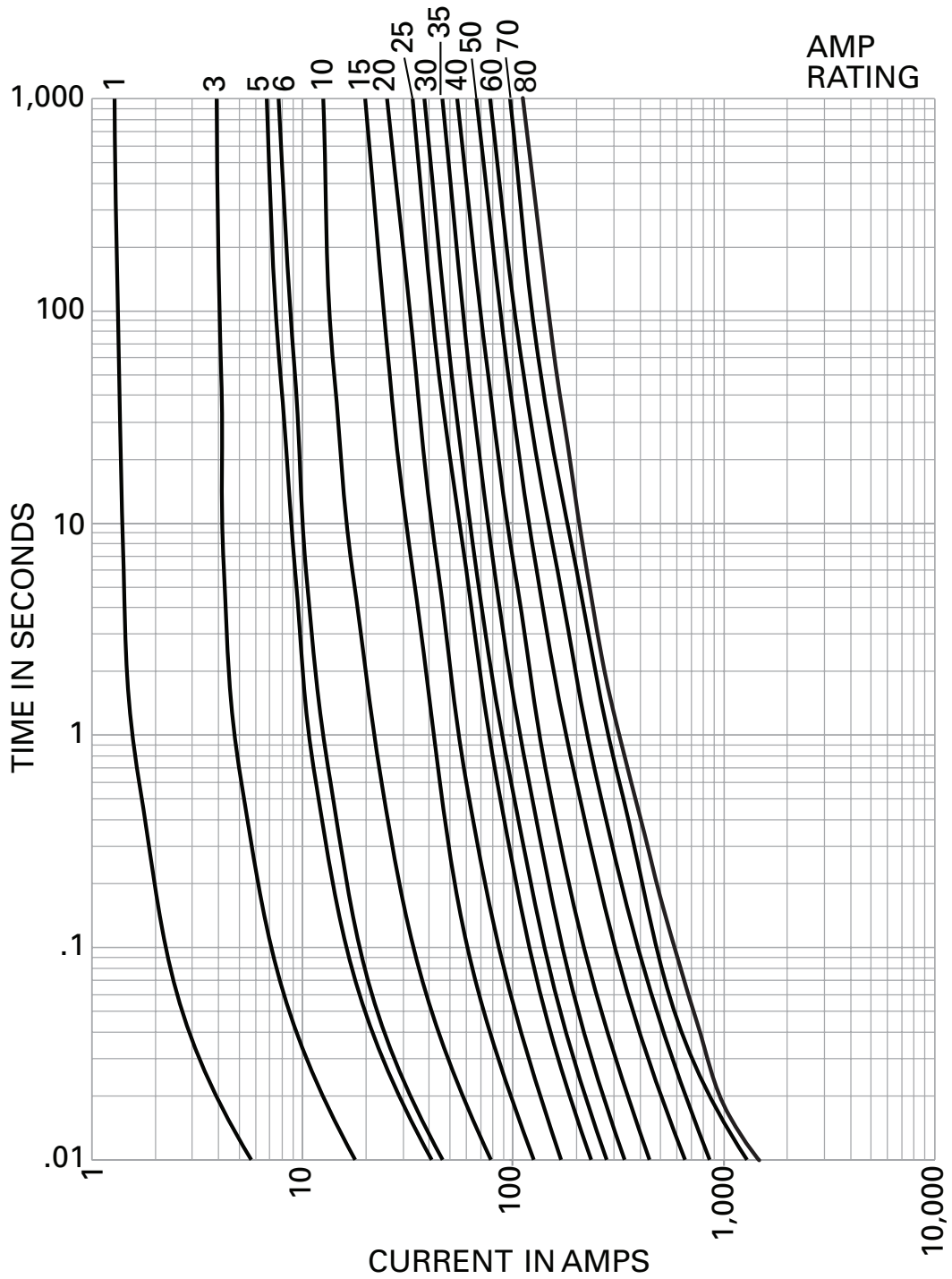


TPS-(amp)LB — bolt tab\*



\*Recommend #8 slotted hex washer head machine screw for mounting.

Time-current curves



The only controlled copy of this data sheet is the electronic read-only version located on the Eaton network drive. All other copies of this document are by definition uncontrolled. This bulletin is intended to clearly present comprehensive product data and provide technical information that will help the end user with design applications. Eaton reserves the right, without notice, to change design or construction of any products and to discontinue or limit distribution of any products. Eaton also reserves the right to change or update, without notice, any technical information contained in this bulletin. Once a product has been selected, it should be tested by the user in all possible applications.

**Eaton**  
1000 Eaton Boulevard  
Cleveland, OH 44122  
Eaton.com

Bussmann Division  
114 Old State Road  
Ellisville, MO 63021  
United States  
Eaton.com/bussmannseries

© 2017 Eaton  
All Rights Reserved  
Printed in USA  
Publication No. 5009 — BU-SB15146  
September 2017

Eaton, Bussmann and Telpower are valuable trademarks of Eaton in the U.S. and other countries. You are not permitted to use the Eaton trademarks without prior written consent of Eaton.

UL is a registered trademark of the Underwriters Laboratories, Inc.

For Eaton's Bussmann series  
product information,  
call **1-855-287-7626** or visit:  
**Eaton.com/bussmannseries**

Follow us on social media to get the  
latest product and support information.

