

# DFJ Class J high speed fuses



**Agency information**

- UL® Listed Standard 248-8, Class J, Guide JDDZ, File E4273
- CSA® Certified, C22.2 No. 248.8, Class 1422-02, File 53787
- RoHS compliant
- CE

**Features:**

- Easily coordinated with existing and new variable speed drives and electric controllers.
- Standard Class J dimensions allow using readily available fuse blocks, holders and switches.
- Has the lowest let-through energy of any branch circuit overcurrent protective device.

**Catalog symbol:**

- DFJ-

**Description:**

The Bussmann™ series DFJ drive fuse is a high speed, current-limiting fuse that provides maximum protection for AC and DC drives and controllers and meet NEC® branch circuit protection requirements. The drive fuse has the lowest I<sup>2</sup>t of any branch circuit fuse to protect power semiconductor devices that utilize diodes, GTOs, SCRs and SSRs.

**Specifications:**

**Ratings**

- Volts
  - 600Vac (or less)
  - 450Vdc (or less, 15-600A)
- Amps 1-600A
- IR
  - 200kA RMS Sym.
  - 100kA DC

**Typical applications**

- Protection of AC and DC drives
- Equipment using power semiconductor devices

**Catalog numbers (amps):**

DFJ-1	DFJ-15	DFJ-60	DFJ-200
DFJ-2	DFJ-17.5	DFJ-70	DFJ-225
DFJ-3	DFJ-20	DFJ-80	DFJ-250
DFJ-4	DFJ-25	DFJ-90	DFJ-300
DFJ-5	DFJ-30	DFJ-100	DFJ-350
DFJ-6	DFJ-35	DFJ-110	DFJ-400
DFJ-8	DFJ-40	DFJ-125	DFJ-450
DFJ-10	DFJ-45	DFJ-150	DFJ-500
DFJ-12	DFJ-50	DFJ-175	DFJ-600

**Carton quantity:**

Amp rating	Carton qty.
1-60	10
70-200	5
225-600	1

**Electrical characteristics:**

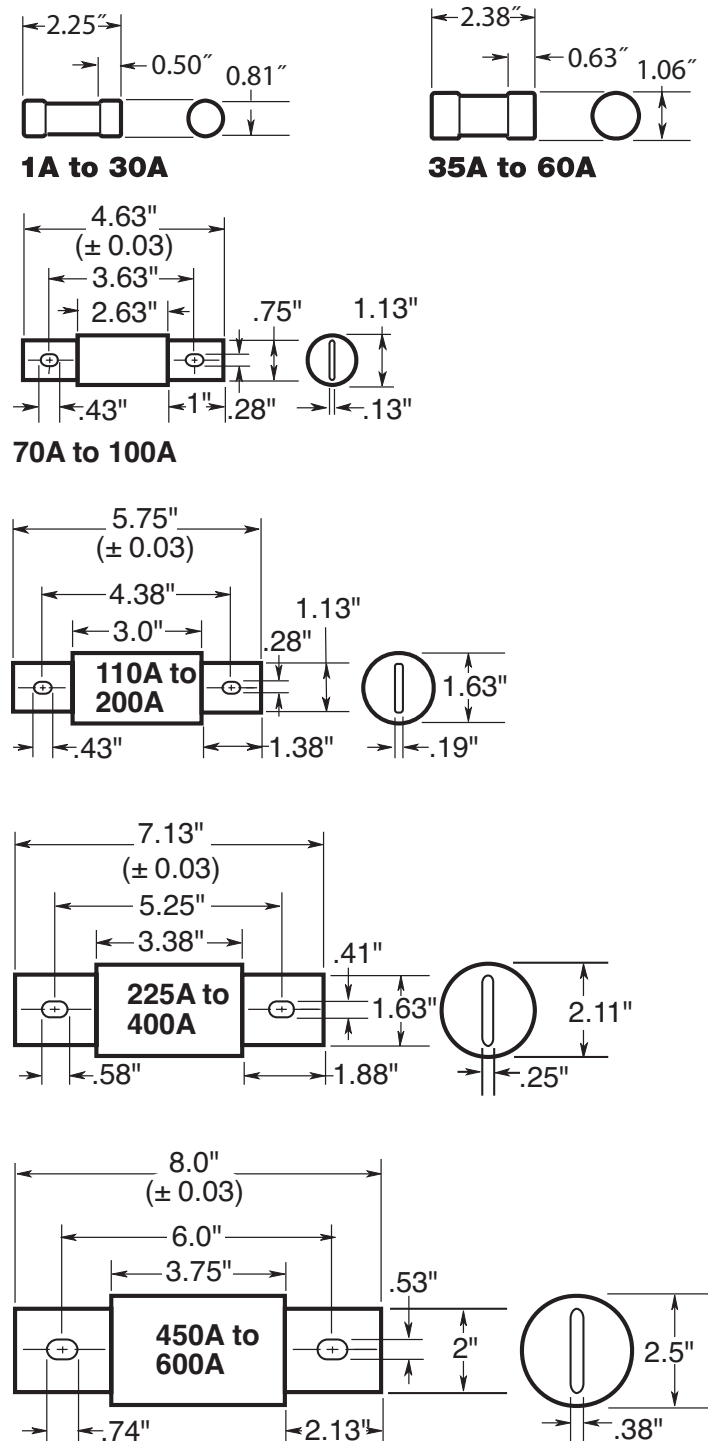
Catalog number	Amps	I <sup>2</sup> t (A <sup>2</sup> Sec) @ 600Vac/100kA		Watts loss
		Pre-arc	Clearing	
DFJ-15	15	4	110	4.1
DFJ-20	20	8	365	4.0
DFJ-25	25	12	610	4.9
DFJ-30	30	20	1000	5.5
DFJ-35	35	55	1100	6.8
DFJ-40	40	90	1900	8.6
DFJ-50	50	140	2800	8.7
DFJ-60	60	290	6000	8.5
DFJ-70	70	450	3100	12
DFJ-80	80	650	4600	13
DFJ-90	90	1010	7200	13
DFJ-100	100	1460	10,500	13
DFJ-110	110	1710	9500	17
DFJ-125	125	3580	20,000	15
DFJ-150	150	5080	28,000	19
DFJ-175	175	6310	35,000	23
DFJ-200	200	9850	54,500	24
DFJ-225	225	11,420	51,000	29
DFJ-250	250	17,000	74,500	30
DFJ-300	300	23,500	103,000	36
DFJ-350	350	38,800	170,000	39
DFJ-400	400	62,200	272,000	40
DFJ-450	450	44,600	270,000	56
DFJ-500	500	79,500	480,000	52
DFJ-600	600	138,000	830,000	57

**Recommended fuse blocks and holders:**

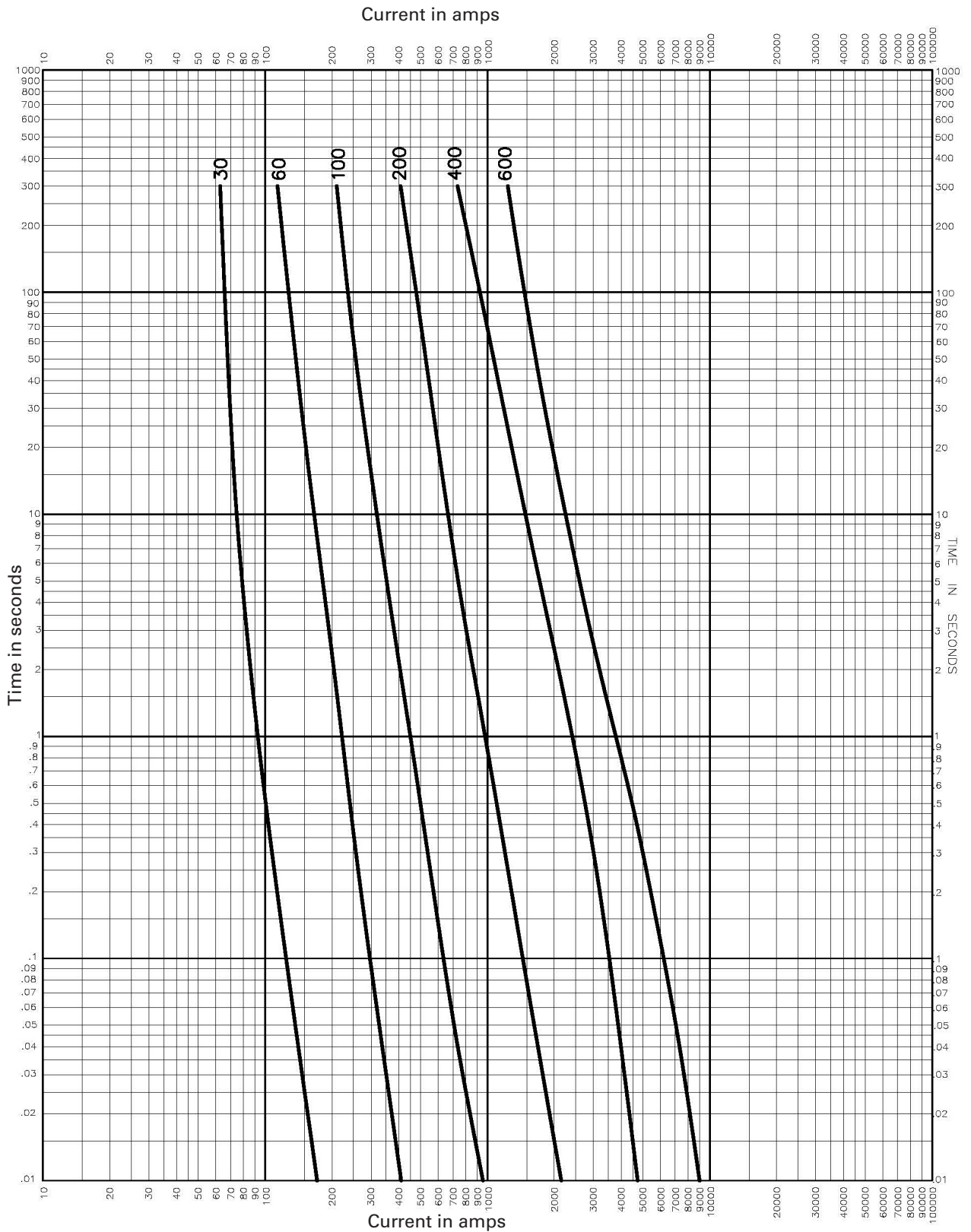
Fuse amps	1-Pole	2-Pole	3-Pole
<b>"Pyramid" blocks (data sheet No. 1108)</b>			
up to 30	—	—	JP60030-3_
<b>CH holders (data sheet No. 2144)</b>			
up to 30	CH30J1_	CH30J2_	CH30J3_
35-60	CH60J1_	CH60J2_	CH60J3_
<b>Safety J™ holders (data sheet No. 1152)</b>			
up to 30	JT60030_	—	—
35-60	JT60060_	—	—
<b>JM modular fuse blocks (data sheet No. 3192 and 10289)</b>			
up to 30	JM60030-1_	JM60030-2_	JM60030-2_
35-60	JM60060-1CR	JM60060-2CR	JM60060-3CR
70-100	JM60100-1CR	JM60100-2CR	JM60100-3CR
110-200	JM60200-1CR	JM60200-2CR	JM60200-3CR
225-400	JM60400-1CR	JM60400-2CR	JM60400-3CR
450-600	JM60600-1CR	JM60600-2CR	JM60100-3CR
<b>JM power distribution fuse blocks (data sheet No. 10192)</b>			
up to 30	JM60030-1MW_	JM60030-2MW_	JM60030-3MW_
35-60	JM60060-1MW_	JM60060-2MW_	JM60060-3MW_
70-100	JM60100-1MW14	JM60100-2MW14	JM60100-3MW14
110-200	JM60200-1MW16	JM60200-2MW16	JM60200-3MW16
225-400	JM60400-1MW16	JM60400-2MW16	JM60400-3MW16
	JM60400-1MW26*	JM60400-2MW26*	JM60400-3MW26*

\* Lineside dual box lug terminal.

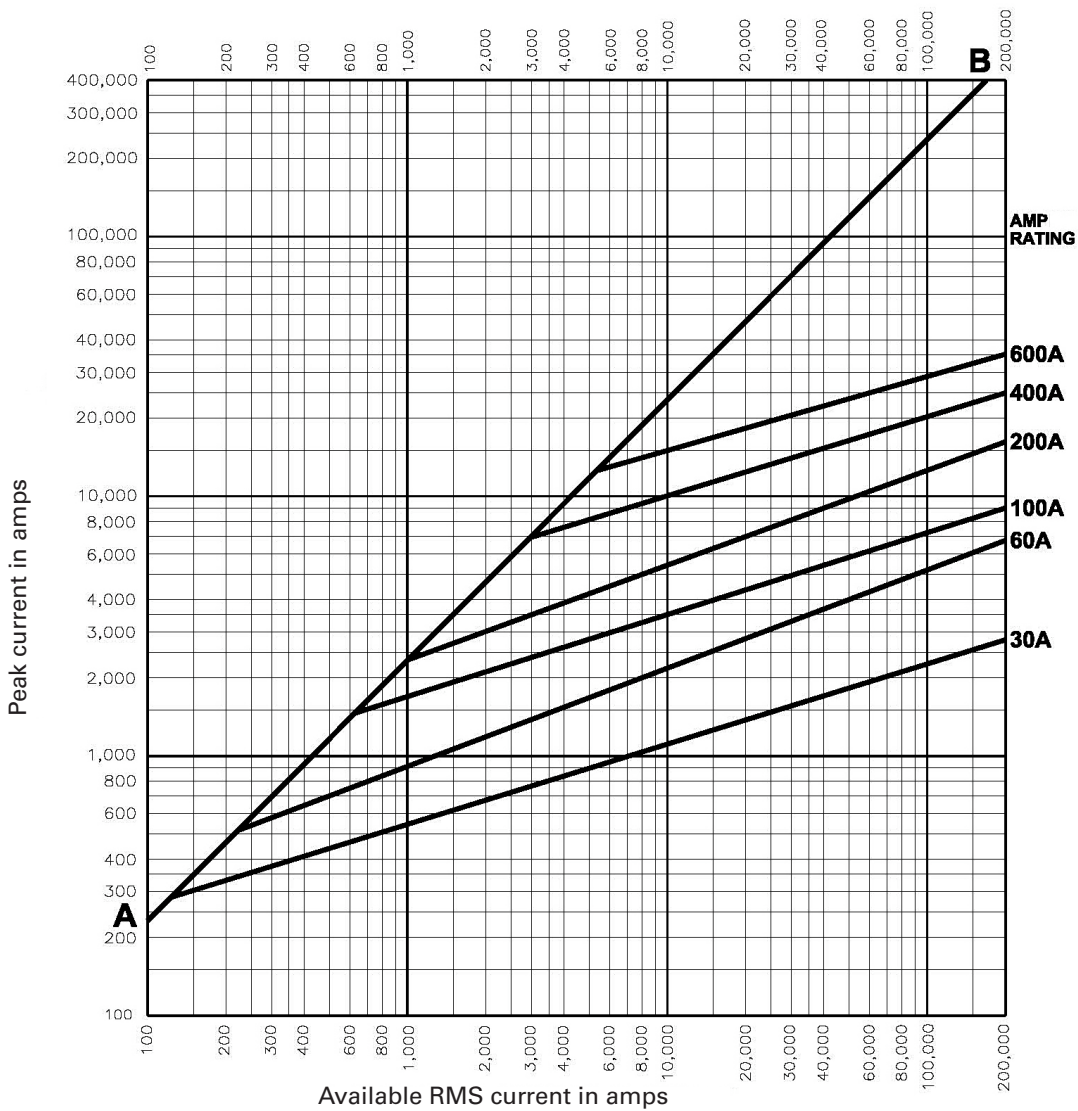
**Dimensions - in:**



Time-current curves — average melt



Current-limitation curves



The only controlled copy of this data sheet is the electronic read-only version located on the Eaton network drive. All other copies of this document are by definition uncontrolled. This bulletin is intended to clearly present comprehensive product data and provide technical information that will help the end user with design applications. Eaton reserves the right, without notice, to change design or construction of any products and to discontinue or limit distribution of any products. Eaton also reserves the right to change or update, without notice, any technical information contained in this bulletin. Once a product has been selected, it should be tested by the user in all possible applications.

**Eaton**  
1000 Eaton Boulevard  
Cleveland, OH 44122  
United States  
Eaton.com

Bussmann Division  
114 Old State Road  
Ellisville, MO 63021  
United States  
Eaton.com/bussmannseries

© 2016 Eaton  
All Rights Reserved  
Printed in USA  
Publication No. 1048 – BU-SB131065  
August 2016

Eaton, Bussmann and Low-Peak are valuable trademarks of Eaton in the US and other countries. You are not permitted to use the Eaton trademarks without prior written consent of Eaton.

CSA is a registered trademark of the Canadian Standards Group.  
NEC is a registered trademark of the National Fire Protection Association, Inc.  
UL is a registered trademark of the Underwriters Laboratories, Inc.

For Eaton's Bussmann series product information, call 1-855-287-7626 or visit: [Eaton.com/bussmannseries](http://Eaton.com/bussmannseries)