

# Eaton's Bussmann series 3.6 kV Medium voltage fuse links



## Product description

Eaton's Bussmann series range of 3.6 kV DIN Medium voltage fuse links are suitable for transformer protection.

These fuse links can be used even where there is no secondary LV protection, provided they are used with fuse switches fitted with instantaneous striker tripping.

## Standard features

- Cool running, low watts loss and power dissipation thanks to the M-effect ensuring high levels of substation utilisation.
- Silver elements ensuring high conductivity and low power (revenue) loss.
- 100% X-ray, all our medium voltage fuse links are X-rayed ensuring the highest possible standards are maintained.

**Catalogue symbol:**

- 3.6ADOSJ(amp)
- 3.6WDOSJ(amp)
- 3.6WFOSJ(amp)

**Technical data:**

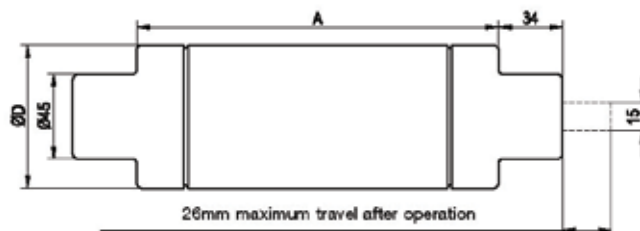
- Volts: 3.6 kV
- Amps: 6.3 to 200 A
- Breaking capacity: 40 to 50 kA
- Class of operation: Back-up as IEC 60282-1 (2005)
- Suitable for indoor use
- RoHS compliant

**Standards/Approvals:**

- DIN 43625
- VDE 0670 part 4
- IEC 60282-1 (2005)

**Packaging: MOQ 3**

**Dimensions - mm**



Fuse reference	A	C	D	Weight (Kg)
ADLSJ	292	54	51	1.63
ADOSJ	192	54	51	1.1
WDOSJ	192	54	51	1.1
WFOSJ	192	76	76	2.1

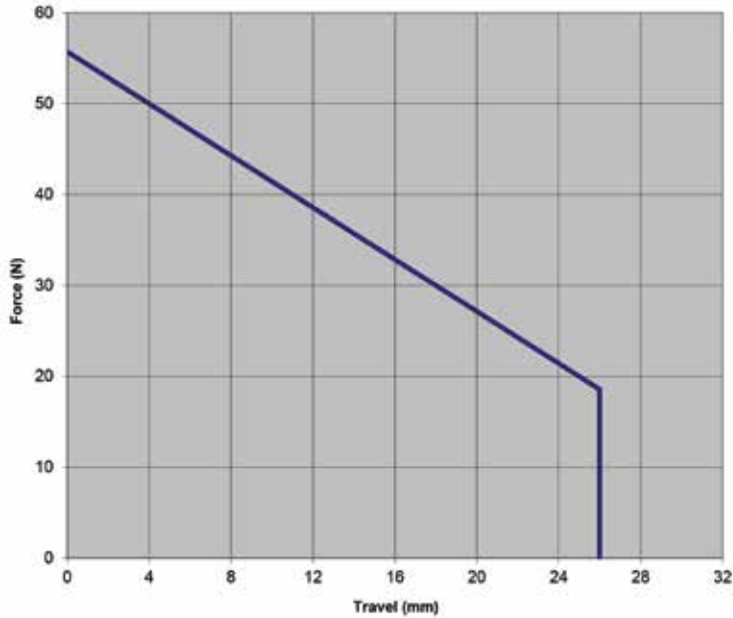
**Table 1. Technical data**

Part numbers	Current I <sub>n</sub> (A)	Breaking capacity I <sub>b</sub> (kA)	Minimum breaking current I <sub>3</sub> (A)	Cold resistance & Watts loss in free air		Joule integral (I <sup>2</sup> t)		Length mm	Diameter mm	Weight kg
				mΩ	W	Minimum Pre-arcing	Maximum operating			
3.6ADLSJ6.3	6.3	40	13	158	9	4.5 x 10 <sup>1</sup>	1.9 x 10 <sup>2</sup>	292	51	1.63
3.6ADLSJ10	10	40	13	95.6	13	1.3 x 10 <sup>2</sup>	5.4 x 10 <sup>2</sup>	292	51	1.63
3.6ADLSJ16	16	40	20	63.3	22	3 x 10 <sup>2</sup>	1.3 x 10 <sup>3</sup>	292	51	1.63
3.6ADLSJ20	20	40	31	45.9	25	6.3 x 10 <sup>2</sup>	2.7 x 10 <sup>3</sup>	292	51	1.63
3.6ADLSJ25	25	40	106	28.7	25	1.3 x 10 <sup>2</sup>	1.2 x 10 <sup>3</sup>	292	51	1.63
3.6ADLSJ31.5	31.5	40	106	19.1	26	2.9 x 10 <sup>2</sup>	2.7 x 10 <sup>3</sup>	292	51	1.63
3.6ADLSJ40	40	40	106	11.4	25	8 x 10 <sup>2</sup>	7.5 x 10 <sup>3</sup>	292	51	1.63
3.6ADOSJ6.3	6.3	40	13	158	9	4.5 x 10 <sup>1</sup>	1.9 x 10 <sup>2</sup>	192	51	1.1
3.6ADOSJ10	10	40	31	79.2	11	2.3 x 10 <sup>2</sup>	9.7 x 10 <sup>2</sup>	192	51	1.1
3.6ADOSJ16	16	40	49	50.8	18	5.5 x 10 <sup>2</sup>	2.4 x 10 <sup>3</sup>	192	51	1.1
3.6ADOSJ20	20	40	49	38.1	21	9.8 x 10 <sup>2</sup>	4.2 x 10 <sup>3</sup>	192	51	1.1
3.6ADOSJ25	25	40	106	28.9	25	1.3 x 10 <sup>2</sup>	1.2 x 10 <sup>3</sup>	192	51	1.1
3.6ADOSJ31.5	31.5	40	106	19.2	26	2.9 x 10 <sup>2</sup>	2.7 x 10 <sup>3</sup>	192	51	1.1
3.6ADOSJ40	40	40	106	11.6	26	8 x 10 <sup>2</sup>	7.5 x 10 <sup>3</sup>	192	51	1.1
3.6WDOSJ50	50	50	180	5.36	20	1.8 x 10 <sup>3</sup>	2.4 x 10 <sup>4</sup>	192	51	1.1
3.6WDOSJ63	63	50	225	3.68	21	3.8 x 10 <sup>3</sup>	4.5 x 10 <sup>4</sup>	192	51	1.1
3.6WDOSJ80	80	50	288	2.88	27	6.3 x 10 <sup>3</sup>	8 x 10 <sup>4</sup>	192	51	1.1
3.6WDOSJ100	100	50	360	2.16	31	9.8 x 10 <sup>3</sup>	1.1 x 10 <sup>5</sup>	192	51	1.1
3.6WDOSJ125	125	50	450	1.73	39	1.5 x 10 <sup>4</sup>	2.2 x 10 <sup>5</sup>	192	51	1.1
3.6WFOSJ160	160	50	600	1.28	47	3.1 x 10 <sup>4</sup>	6.2 x 10 <sup>5</sup>	192	76	2.1
3.6WFOSJ200	200	50	600	0.94	52	5.7 x 10 <sup>4</sup>	1.1 x 10 <sup>6</sup>	192	76	2.1

**Striker diagram**

S = Spring diagram 50N to DIN 43625 and IEC 60282-1 designation 'medium'

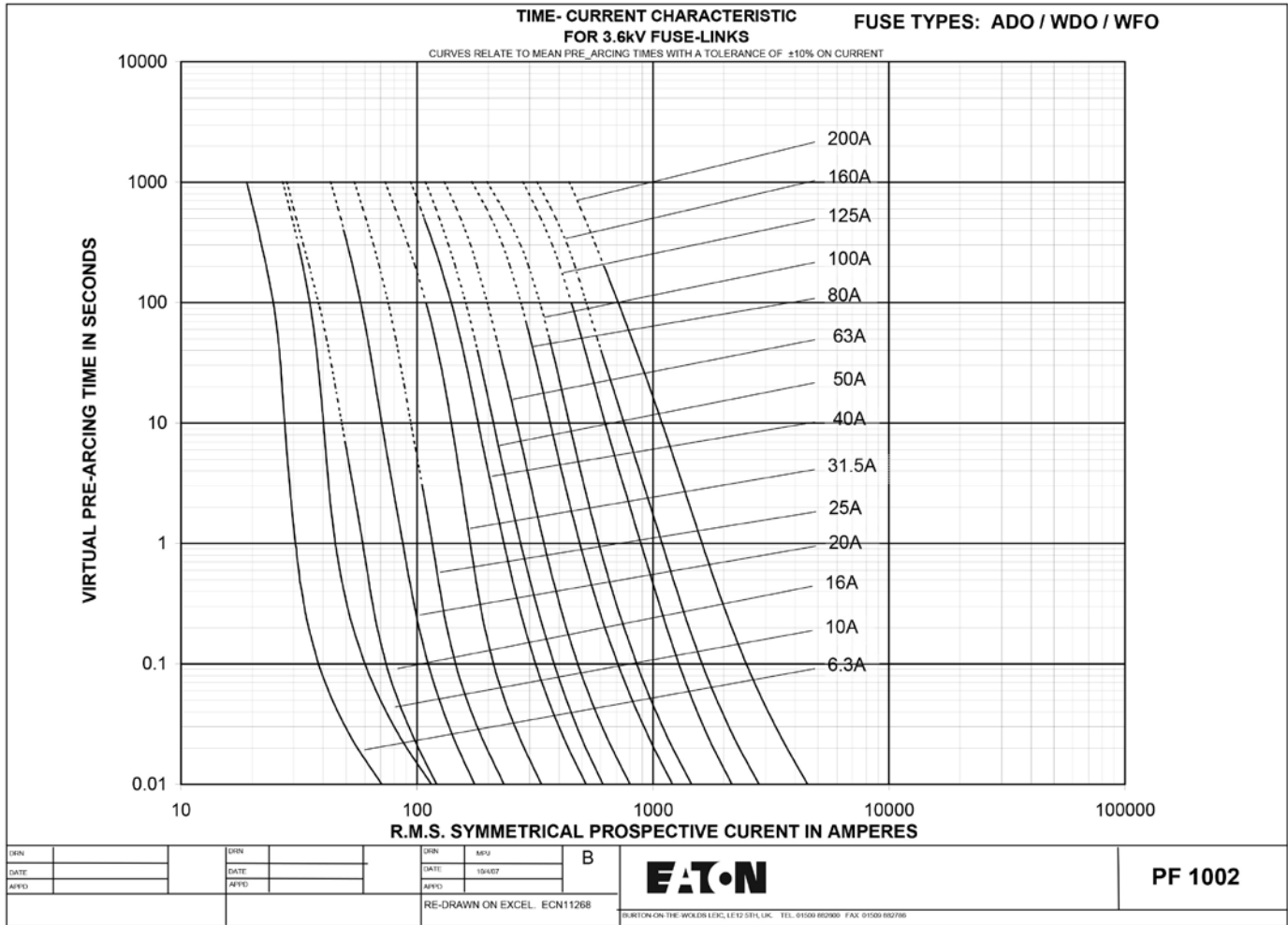
**Force x Travel diagram for 50N DIN striker**



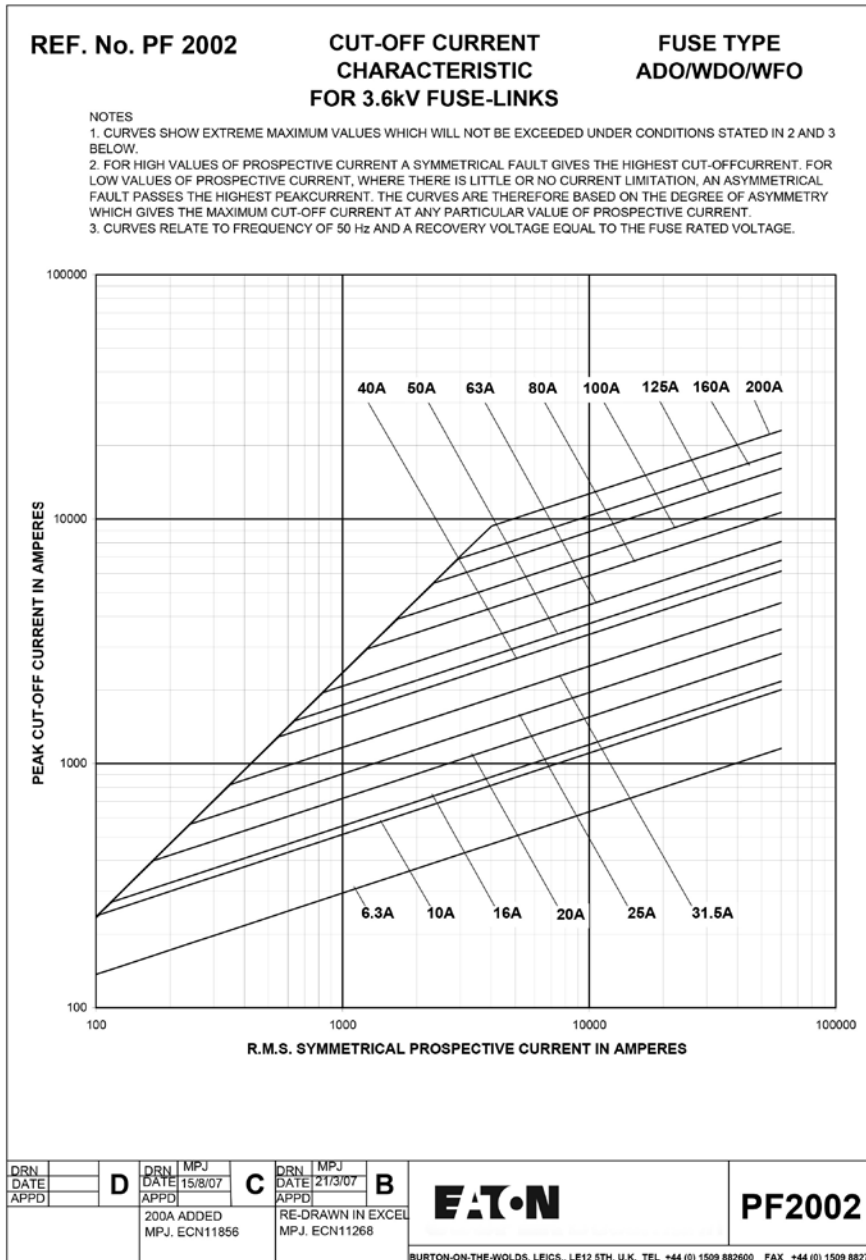
**Table 2. Cross reference**

Eaton's   Bussmann series	EFEN	SIBA	MESA	ETI 80N Striker	ETI 50N Striker	Merlin Gerin	Inael	ABB
3.6ADOSJ6.3	67110.0060	3000213	CF-7,2/6.3	4226005	4225005	51006 500 MO	IB-D2	1YMB531001M0001
3.6ADOSJ10	67110.0100	3000213	CF-7,2/10	4226006	4225006	51007 501 MO	IB-D2	1YMB531001M0002
3.6ADOSJ16	67110.0160	3000213	CF-7,2/16	4226007	4225007	51008 502 MO	IB-D2	1YMB531001M0003
3.6ADOSJ20	67110.0200	3000213	CF-7,2/20	4226008	4225008	51009 503 MO	IB-D2	N/A
3.6ADOSJ25	67110.0250	3000213	CF-7,2/25	4226009	4225009	51010 504 MO	IB-D2	1YMB531001M0004
3.6ADOSJ31.5	67110.0320	3000213	CF-7,2/31.5	4226010	4225010	51011 505 MO	IB-D2	N/A
3.6ADOSJ40	67110.0400	3000213	CF-7,2/40	4226011	4225011	51012 506 MO	IB-D2	1YMB531001M0005
3.6WDOSJ50	67110.0500	3000213	CF-7,2/50	4226012	4225012	51013 507 MO	IB-D2	1YMB531001M0006
3.6WDOSJ63	67110.0630	3001013	CF-7,2/63	4226013	4225013	51014 508 MO	IB-D2	1YMB531001M0007
3.6WDOSJ80	67110.0800	3001013	CF-7,2/80	4226014	4225014	51015 509 MO	IB-D2	1YMB531001M0008
3.6WDOSJ100	67110.1000	3001013	CF-7,2/100	4226015	4225015	51016 510 MO	IB-D2	1YMB531001M0009
3.6WDOSJ125	67110.1250	3001013	N/A	4226016	4225016	N/A	N/A	N/A
3.6WFOSJ160	67110.1600	3001813	N/A	4226017	4225017	N/A	N/A	N/A
3.6WFOSJ200	67110.2000	3001814	N/A	N/A	N/A	N/A	N/A	N/A

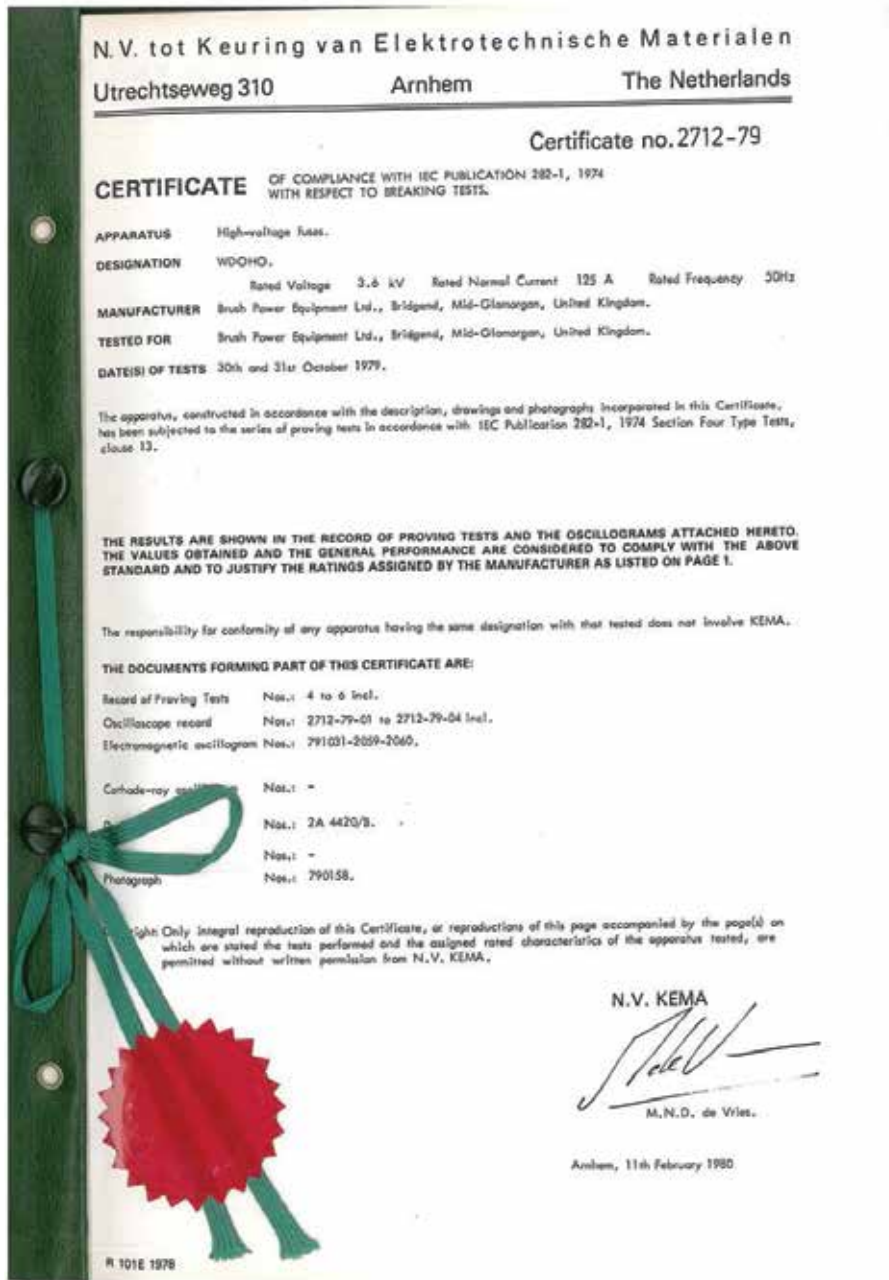
Time current curve - Fuse type ADO/WDO/WFO



**Cut-off characteristics - Fuse type ADO/WDO/WFO**

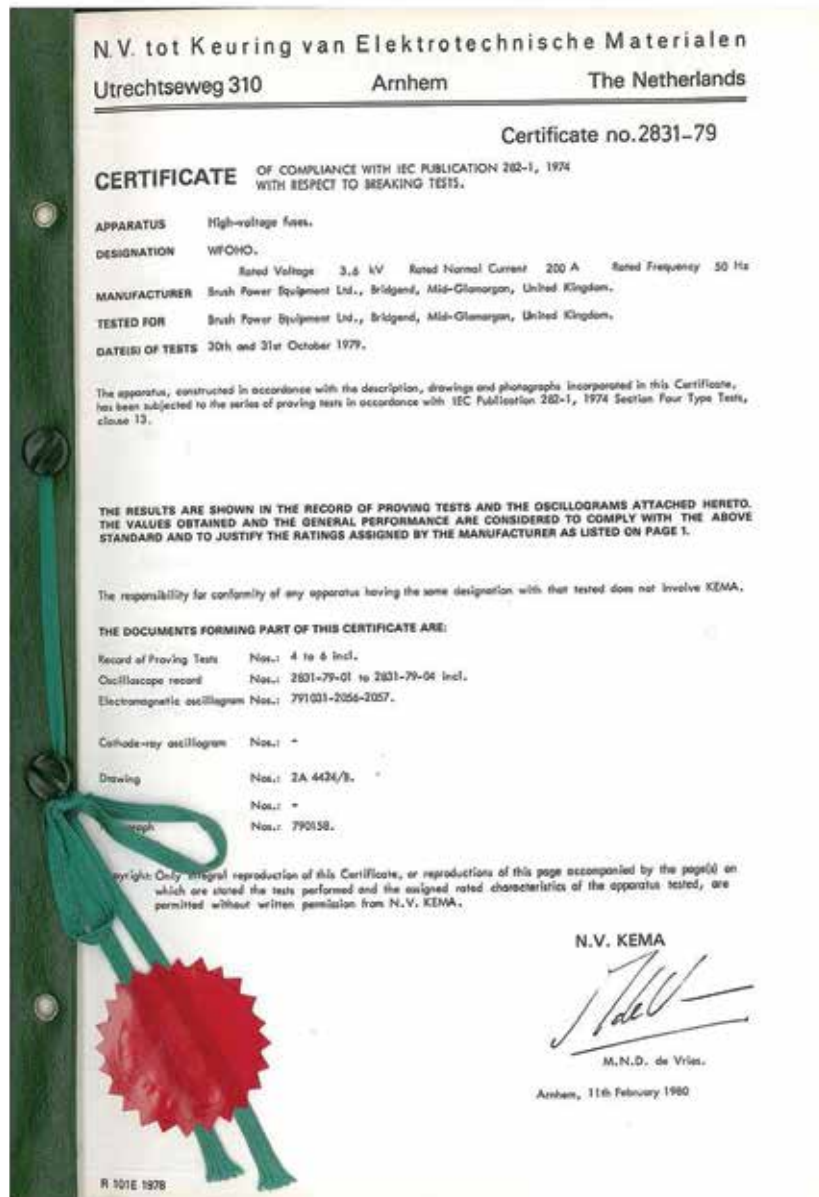


**KEMA certificate**



This certificate refers to WDOHO 3.6 kV fuse links, which are electrically identical to 3.6 kV WDOSJ, except that WDOSJ fuses have a 50N striker.

**KEMA certificate**



This certificate refers to WFOHO 3.6 kV fuse links, which are electrically identical to 3.6 kV WFOSJ, except that WFOSJ fuses have a 50N striker.

Changes to the products, to the information contained in this document, and to prices are reserved; so are errors and omissions. Only order confirmations and technical documentation by Eaton is binding. Photos and pictures also do not warrant a specific layout or functionality. Their use in whatever form is subject to prior approval by Eaton. The same applies to Trademarks (especially Eaton, Moeller, and Cutler-Hammer). The Terms and Conditions of Eaton apply, as referenced on Eaton Internet pages and Eaton order confirmations.

**Eaton Industries Manufacturing GmbH**  
Electrical Sector EMEA  
Route de la Longeraie  
71110 Morges, Switzerland  
Eaton.eu

© 2017 Eaton  
All Rights Reserved  
Publication No. 720102  
September 2017