

# Quick-Lok outlet boxes & assemblies



## Quick-Lok outlet boxes & assemblies

### Lock up

more productivity on every in-wall rough in.

### Spend less time

managing and assembling pieces.

### Fast & accurate

installation and mounting for every application.

### More space and options

- UL Listed
- Large 44 cubic inch capacity for the entire 4-11/16" square offering
- 33.3 cubic inch capacity for entire 4" square offering
- Extra 1/2" and 3/4" eccentric knockouts available on select models
- Ground bump available on all models
- Pre-installed pigtail provided as an option on all models

### Easy to mount



- Patented S-curved shape allows 2 brackets interlocked and mounted side by side on same stud
- Available with single or double sided options
- Assemblies without flat face bracket can be installed in conjunction with B-Line series stud mounting brackets

### Patented pre-installed external connectors


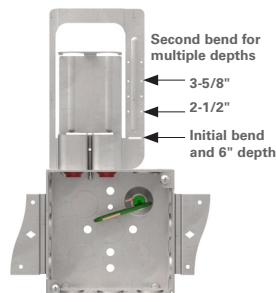
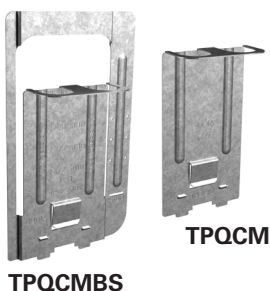
- 4" square:
  - (2) top only cable entries or (2) top & (2) bottom cable entry options
- 4-11/16" square:
  - (2-4) top only cable entries or (2-4) top & (2-4) bottom cable entry options
- Extra 1/2" and 3/4" eccentric knockouts available on select models
- Integral insulator and easily removable knockout plug

### Cable management & support

- Patented field installable cable management & backside support accessories



Quick-Lok boxes



# Quick-Lok outlet boxes & assemblies

## ORDERING INFORMATION

Made-to-order items not included in the stock list on subsequent pages can be configured using this catalog builder

Part number example

### TP4Q10CBMPF

Quick-Lok 4" box . (1) top connector, backside support with cable management, double sided bracket, 8" insulated 12 AWG solid ground wire

## TP4Q

Box style: 2-1/8" deep

TP4Q	4" square
TP5Q	4-11/16" square

## 10

Quantity & position of cable entries

10	(2) top
11	(2) top, (2) bottom
20*	(4) top
21*	(4) top, (2) bottom
22*	(4) top, (4) bottom

\*Available with 4-11/16" only.

## CB

Cable management & backside support

BLANK	None
B	(1) backside support (BB12)
C	(1) cable management per connector (TPQCM)
CB	(1) cable management backside support (TPQCMBS), (1) cable management connector (TPQCM) per additional connector

## M

Flat face stud mounting

BLANK	None
H	Single sided bracket
M	Double sided bracket

## PF

Box grounding wire

BLANK	None
PF	8" insulated #12, solid wire
PA	8" insulated #12, stranded wire



### Accessories (ordered separately)

Cable management & backside support

TPQCMBS	Cable management and backside support
TPQCM	Cable management

Mounting brackets

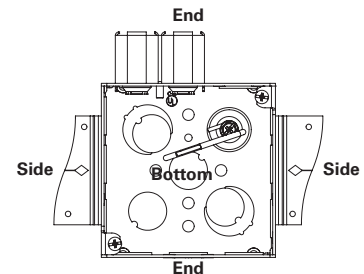
BBT-HF	Telescoping bracket
BBA	Box mount for telescoping bracket or stud mount
BBA-4	Box mount with backside support for telescoping bracket or stud mount



### KNOCKOUTS

Knockouts (dimensions in inches)

Type	Cable entries	Knockouts (dimensions in inches)		
		Sides	Ends	Bottom
TP4Q10	2	(2) 1/2+3/4 eccentric, (4) 1/2	(2) 1/2+3/4 eccentric, (2) 1/2	(2) 1/2+3/4 eccentric, (4) 1/2
TP4Q11	4	(2) 1/2+3/4 eccentric, (4) 1/2	(2) 1/2+3/4 eccentric	(2) 1/2+3/4 eccentric, (4) 1/2
TP5Q10	2	(6) 1/2+3/4 eccentric	(4) 1/2+3/4 eccentric	(2) 1/2+3/4 eccentric, (2) 1/2
TP5Q11	4	(6) 1/2+3/4 eccentric	(2) 1/2+3/4 eccentric	(2) 1/2+3/4 eccentric, (2) 1/2
TP5Q20	4	(6) 1/2+3/4 eccentric	(3) 1/2+3/4 eccentric	(2) 1/2+3/4 eccentric, (2) 1/2
TP5Q21	6	(6) 1/2+3/4 eccentric	(1) 1/2+3/4 eccentric	(2) 1/2+3/4 eccentric, (2) 1/2
TP5Q22	6	(6) 1/2+3/4 eccentric	-	(2) 1/2+3/4 eccentric, (2) 1/2



TP4Q series shown in positional diagram

### LISTED CABLE TYPE AND RANGE

Cable range: .430" diameter minimum to .649" diameter maximum

Cable types & ranges for connector

Cable type	Range
AC steel & aluminum	14-2,14-3,14-4,12-2,12-3,12-4,10-2,10-3,10-4
HCF AC steel	14-2,14-3,14-4,12-2,12-3,12-4,10-2,10-3,10-4
HCF AC aluminum	14-2,14-3,14-4,12-2,12-3,12-4,10-2,10-3,10-4
MC steel	14-2,14-3,14-4,12-2,12-3,12-4,10-2,10-3,10-4
MC aluminum	14-2,14-3,14-4,12-2,12-3,12-4,10-2,10-3
MCI-A steel & aluminum	14-2,14-3,14-4,12-2,12-3,12-4,10-2,10-3

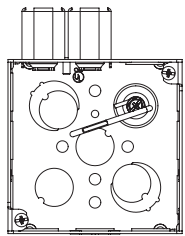
Cable type	Range
HCF MCI-A steel	12-2,12-3,10-2, 10-3
HCF MCI-A aluminum	14-2,14-3,14-4,12-2,12-3,12-4,10-2,10-3
MC-PCS aluminum	12-2, 12-3, 10-2
HCF-PCS aluminum	12-2, 12-3
FLEX RWFMC steel & aluminum	3/8

# Quick-Lok outlet boxes & assemblies

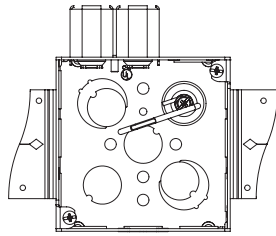
## STOCKED CONFIGURATIONS - TP4Q

### 4" SQUARE, 2-1/8" DEEP, ECCENTRIC KNOCKOUTS

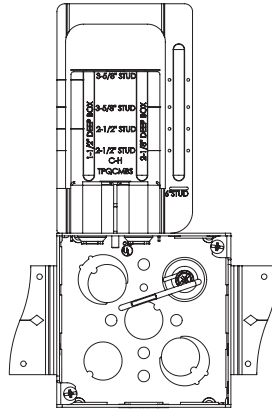
#### Stacked configurations



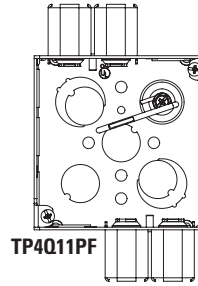
TP4Q10PF



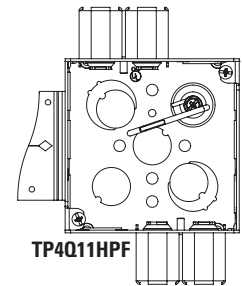
TP4Q10MPF



TP4Q10CBMPF



TP4Q11PF



TP4Q11HPF

#### 4" square Quick-lok configurations with top cable entries only

**TP4Q10PF** (2) cable entries on top, 8" solid #12 ground wire

#### 4" square Quick-lok configurations with top cable entries and stud brackets

**TP4Q10MPF** (2) cable entries on top, double sided bracket, 8" solid #12 ground wire

**TP4Q10CBMPF** (2) cable entries on top, double sided bracket, TPQCMBS cable management backside support, 8" solid #12 ground wire

#### 4" square Quick-lok configurations with top and bottom cable entries

**TP4Q11PF** (2) cable entries on top, (2) cable entries on bottom, 8" solid #12 ground wire

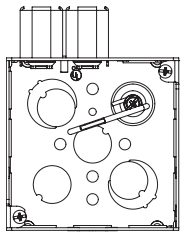
#### 4" square Quick-lok configurations with top and bottom cable entries and stud brackets

**TP4Q11HPF** (2) cable entries on top, (2) cable entries on bottom, single sided bracket, 8" solid #12 ground wire

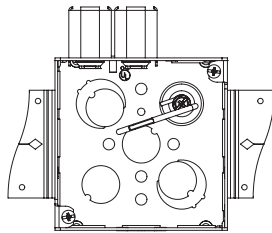
## STOCKED CONFIGURATIONS - BULK OPTIONS

For contractors that have high volume prefab shops, less management, less packing waste and easy mobility

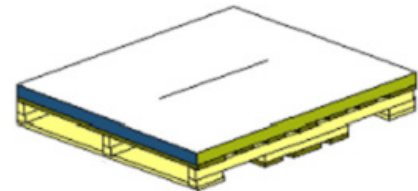
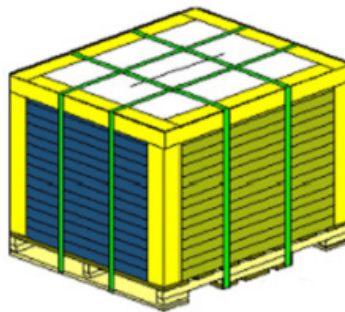
Quick-Lok boxes



PF4Q10PF



PF4Q10MPF



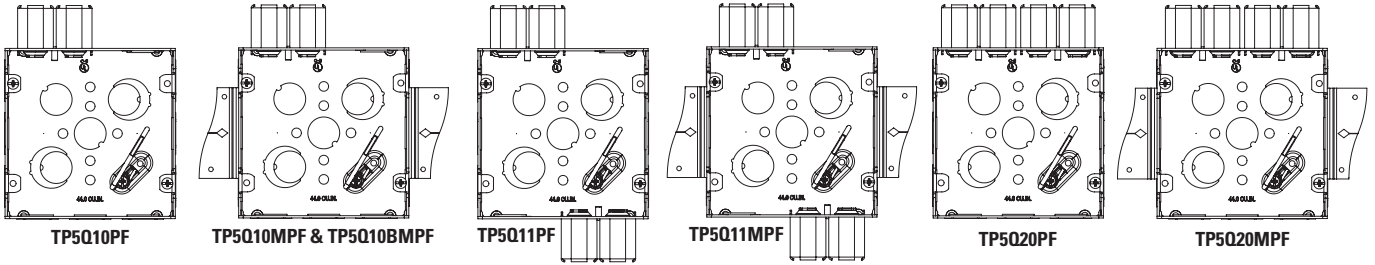
Part #	Description	Pallet dimension (inches)			Per pallet units			Gross weight (lbs.)
		Length	Width	Depth	Total units	Total layers	Units/layer	
PF4Q10PF	(2) cable entries on top, 8" solid #12 ground wire	48.00	40.00	42.25	1080	15	72	1,100
PF4Q10MPF	(2) cable entries on top, double sided bracket, 8" solid #12 ground wire	48.00	40.00	42.25	720	15	48	815

# Quick-Lok outlet boxes & assemblies

## STOCKED CONFIGURATIONS - TP5Q

4-11/16" SQUARE, 2-1/8" DEEP, ECCENTRIC KNOCKOUTS

### Stocked configurations



**4-11/16" square Quick-Lok with top cable entries only**

**TP5Q10PF** (2) cable entries on top, 8" solid #12 ground wire

**4-11/16" square Quick-Lok with top cable entries and double sided stud brackets**

**TP5Q10MPF** (2) cable entries on top, double sided bracket, 8" solid #12 ground wire

**4-11/16" square Quick-Lok with top & bottom cable entries only**

**TP5Q11PF** (2) cable entries on top, (2) cable entries on bottom, 8" solid #12 ground wire

**4-11/16" square Quick-Lok configurations with top and bottom cable entries and stud brackets**

**TP5Q11MPF** (2) cable entries on top, (2) cable entries on bottom, double sided bracket, 8" solid #12 ground wire


**4-11/16" square Quick-Lok configurations with top cable entries**

**TP5Q20PF** (4) cable entries on top, ground bump, solid #12 ground wire

**4-11/16" square Quick-Lok configurations with top cable entries and stud brackets**

**TP5Q20MPF** (4) cable entries on top, double sided bracket, 8" solid #12 ground wire

## STOCKED CONFIGURATIONS - CABLE MANAGEMENT AND BACKSIDE SUPPORT



**Cable management & backside support**

**TPQCMBS** Cable management and backside support

**TPQCM** Cable management

Quick-Lok  
boxes