

UNF and UNY expansion unions

Cl. I, Div. 1 & 2, Groups C, D
Cl. II, Div. 1, Groups E, F, G
Cl. II, Div. 2, Groups F, G
Cl. III

Explosionproof
Dust-ignitionproof

Applications:

UNF/UNY expansion unions are designed to be used in all threaded rigid metal^A conduit systems indoors and outdoors, in hazardous locations to:

- Connect conduit to conduit
- Connect conduit to a junction box or device enclosure
- Compensate for conduit cut too short
- Allow for expansion and contraction of conduit
- Connect stub-ups to threaded conduit
- Replace sections of conduit runs

Features:

- Compact design
- Internal beryllium copper grounding spring to ensure positive grounding continuity
- Knurled surface on body and sleeve allows secure gripping with wrench
- Steel construction for maximum strength
- Available in two styles – short length where space is limited; long length when extra expansion is required

Certifications and compliances:

NEC/CEC:

- Class I, Divisions 1 & 2, Groups C, D
- Class II, Division 1, Groups E, F, G
- Class II, Division 2, Groups F, G
- Class III

UL standard:

- UL1203

CSA standard:

- C22.2 No. 30

Standard materials:

- Body and sleeve – steel
- Grounding spring – beryllium copper

Standard finishes:


- Steel – electrogalvanized with chromate finish
- Beryllium copper – natural

Ordering information:

UNY/UNYL



UNYL



UNYL with sleeve extended

Male – short

Hub size	Cat. #
1/2"	UNY17
3/4"	UNY27
1"	UNY37


Male – long

Hub size	Cat. #
1/2"	UNYL17
3/4"	UNYL27
1"	UNYL37

UNF/UNFL



UNFL



UNFL with sleeve extended

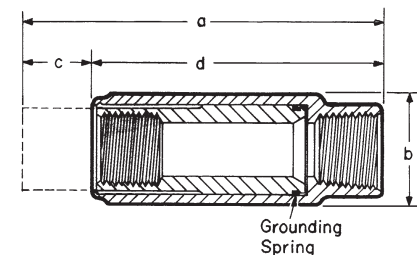
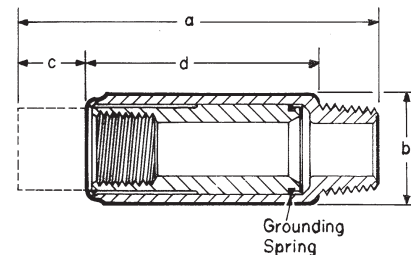
Female – short

Hub size	Cat. #
1/2"	UNF17
3/4"	UNF27
1"	UNF37

Female – long

Hub size	Cat. #
1/2"	UNFL17
3/4"	UNFL27
1"	UNFL37

Dimensions (in inches):



Hub size	a ^B	b	c ^C	d
UNY				
1/2"	3 ⁵ / ₁₆	1 ³ / ₁₆	1/2	2 ¹ / ₁₆
3/4"	3 ⁷ / ₁₆	1 ⁷ / ₁₆	1/2	2 ¹ / ₈
1"	3 ⁹ / ₁₆	1 ¹¹ / ₁₆	5/8	2 ¹ / ₄
UNYL				
1/2"	4 ⁵ / ₁₆	1 ³ / ₁₆	1	2 ⁹ / ₁₆
3/4"	4 ⁷ / ₁₆	1 ⁷ / ₁₆	1 ¹ / ₁₆	2 ¹¹ / ₁₆
1"	5 ⁵ / ₁₆	1 ¹¹ / ₁₆	1 ⁵ / ₁₆	2 ¹⁵ / ₁₆
UNF				
1/2"	3 ⁷ / ₈	1 ³ / ₁₆	1/2	2 ¹ / ₈
3/4"	3 ⁹ / ₁₆	1 ⁷ / ₁₆	1/2	2 ¹⁵ / ₁₆
1"	3 ¹³ / ₁₆	1 ¹¹ / ₁₆	5/8	3 ³ / ₁₆
UNFL				
1/2"	4 ⁷ / ₈	1 ³ / ₁₆	1	3 ³ / ₄
3/4"	4 ⁹ / ₁₆	1 ⁷ / ₁₆	1 ¹ / ₁₆	3 ¹ / ₂
1"	5 ¹ / ₈	1 ¹¹ / ₁₆	1 ⁵ / ₁₆	3 ¹³ / ₁₆

^A Suitable with intermediate metal conduit in non-hazardous locations.

^B Overall length at maximum expansion.

^C Maximum expansion.