

Rigid/intermediate grade conduit fittings

Bushing pennies & nailing straps

Rigid fittings

BUSHING PENNIES – STEEL

Applications:

- A penny under a bushing will seal the end of conduit during construction



Cat. #	Size	Unit qty.	Wt. lbs. per 100
90	1/2"	100	1
91	3/4"	100	1
92	1"	100	1
93	1 1/2"	50	1
94	1 1/2"	50	2
95	2"	50	3
96	2 1/2"	50	5
97	3"	50	7
98	3 1/2"	50	10
99	4"	50	14

NAILING STRAPS – CAST STEEL

Standard material:

- Cast steel

Standard finish:

- Zinc plated

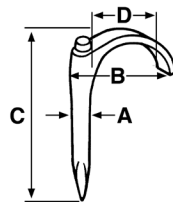
Support rigid conduit and IMC to mounting surface



Cat. #	Conduit sizes		Unit qty.	Wt. lbs. per 100	Load rating
	EMT	Rigid			
NS 1	1/2"	3/8"	100	2	25lb.
NS 2	3/4"	1/2"	100	2	30lb.
NS 3	1"	3/4"	100	3	40lb.

Dimensions (in inches):

Cat. #	A	B	C	D
NS 1	3/16	1	1 1/8	3/4
NS 2	3/4	1 1/4	2	15/16
NS 3	3/16	1 1/2	2 1/2	1 1/8



NAILING STRAPS – STAMPED STEEL

Applications:

- To secure rigid/IMC conduit

Certifications and compliances:

- UL File No. E-184283

Standard material:

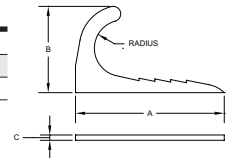
- Pre-galvanized stamped steel



Cat. #	Conduit sizes		Unit qty.	Wt. lbs. per 100
	EMT	Rigid		
NSS1	1/2"	3/8"	100	2
NSS2	3/4"	1/2"	100	2
NSS3	1"	3/4"	100	3

Dimensions (in inches):

Cat. #	A	B	C	Radius
NSS1	2.100	1.040	0.080	0.350
NSS2	2.300	1.275	0.080	0.460
NSS3	2.200	1.500	0.080	0.580



Rigid/intermediate grade conduit fittings

Conduit clamps, straps, hangers

CLAMPS – MALLEABLE IRON

Applications:

- To support rigid conduit and IMC to mounting surface

Options:

- Description** **Suffix**
- Hot dip galvanized **HDG**

UL File No. E-184283



Cat. #	Size	Unit qty.	Wt. lbs. per 100
510	1/2"	100	6
511	3/4"	50	8
512	1"	50	13
513	1 1/4"	25	20
514	1 1/2"	20	30
515	2"	10	64
516 [ⓐ]	2 1/2"	5	104
517 [ⓐ]	3"	2	120
518 [ⓐ]	3 1/2"	2	150
519 [ⓐ]	4"	2	220
520 [ⓐ]	5"	1	380
521 [ⓐ]	6"	1	690

[ⓐ]Also for use with thin wall (EMT) conduit.
[ⓐ]Not UL Listed.

CLAMPBACKS/SPACERS – MALLEABLE IRON

Applications:

- To provide space between conduit and mounting surface

Standard materials:

- Stamped steel – 1/2" - 1 1/2"
- Malleable iron – 2" - 6"

Options:

- Description** **Suffix**
- Hot dip galvanized **HDG**

UL File No. E-184283



Cat. #	Size	Unit qty.	Wt. lbs. per 100
CB1 [ⓐ]	1/2"	25	8
CB2 [ⓐ]	3/4"	25	10
CB3 [ⓐ]	1"	25	12
CB4 [ⓐ]	1 1/4"	25	21
CB5 [ⓐ]	1 1/2"	25	42
CB6	2"	10	40
CB7	2 1/2"	10	49
CB8	3"	10	62
CB9	3 1/2"	10	91
CB10	4"	10	110
CB11 [ⓐ]	5"	5	135
CB12 [ⓐ]	6"	5	225

[ⓐ]Stamped steel.
[ⓐ]Not UL Listed.

STRAPS – STEEL GALVANIZED

Applications:

- Used to secure rigid conduit or IMC to mounting surface

Two hole

UL File No. E-184283



Cat. #	Size	Unit qty.	Wt. lbs. per 100
496 2	3/8"	250	2
496 3	1/2"	150	2
496 4	3/4"	100	3
496 5	1"	50	7
496 6	1 1/4"	50	8
496 7	1 1/2"	50	10
496 8	2"	25	15
496 9	2 1/2"	25	19
496 10	3"	25	23
496 11	3 1/2"	25	93
496 12	4"	10	108

CLAMPS – STEEL

Applications:

- To support rigid conduit and IMC to mounting surface

Heavy gauge



Cat. #	Size	Unit qty.	Wt. lbs. per 100
410	1/2"	100	5
411	3/4"	50	6
412	1"	50	11
413	1 1/4"	50	13
414	1 1/2"	25	20
415	2"	25	22
206	2 1/2"	25	64
207	3"	25	71
208	3 1/2"	10	120
209	4"	10	130

CLAMPS "SNAP-ON – STEEL

Applications:

- To support rigid conduit and IMC to mounting surface

Light gauge



Cat. #	Size	Size of strap inside	Unit qty.	Wt. lbs. per 100
567	3/8"	.675	200	2

Rigid/intermediate grade conduit fittings

Conduit clamps, straps, hangers

CABLE AND CONDUIT HANGERS – STEEL

Certifications and compliances:

- UL Listed

With Bolt



Rigid fittings

Cat. #	Conduit sizes		Unit qty.	Wt. lbs. per 100
	EMT	Rigid		
0B	1/2"	3/8" and 1/2"	100	6
1B	3/4"	3/4"	100	6
2B	1"	1"	100	8
2 1/2 B	1 1/4"	-	100	10
3 B	1 1/2"	1 1/4"	100	11
4 B	-	1 1/2"	100	16
5 B	2"	2"	50	23
6 B	2 1/2"	2 1/2"	50	29
7 B	3"	3"	25	31
8 B	3 1/2"	3 1/2"	10	38
9 B	4"	4"	10	38

CABLE AND CONDUIT HANGERS – STEEL

Applications:

- Used to provide mechanical support to conduit and raceway systems

Certifications and compliances:

- UL Listed
- cUL Listed

With extruded hole and bolt



Cat. #	Description	Unit qty.	Wt. lbs. per 100
0BX	3/8 and 1/2 RGD 1/2 EMT	100	6
1BX	3/4 RGD 3/4 EMT	100	7
2BX	1 RGD 1 EMT	100	11
2 1/2BX	1 1/4 EMT	100	10
3BX	1 1/4 RGD 1 1/2 EMT	100	13
4BX	1 1/2 RGD	100	16
5BX	2 RGD 2 EMT	50	17

BEAM CLAMPS/INSULATOR SUPPORTS – MALLEABLE IRON

Standard finish:

- Zinc plated

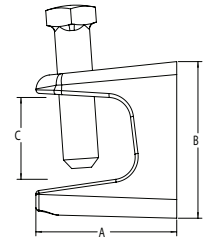
UL File No. E-184283



Cat. #	Base size	Jaw opening	Max. wt. support	Tapped holes	Unit qty.	Wt. lbs. per 100
528	3/4"	5/8"	50	10 - 24	25	14
529	3/4"	5/8"	50	1/2" - 20	25	13
530	1"	3/4"	60	10 - 24	25	23
531	1"	3/4"	100	1/4" - 20	25	24
532	1 1/2"	7/8"	80	3/8" - 18	50	47
533	2"	7/8"	100	3/8" - 16	25	81
534	2 1/2"	7/8"	200	1/2" - 13	25	155

Dimensions (in inches):

Cat. #	A	B	C	Max. beam thickness
528	1.10	1.23	0.56	1/2"
529	1.10	1.25	0.57	1/2"
530	1.37	1.37	0.67	5/8"
531	1.25	1.39	0.69	5/8"
532	1.47	1.57	0.91	7/8"
533	1.75	1.82	1.12	1"
534	2.28	2.15	1.04	1"



BEAM CLAMPS/INSULATOR SUPPORTS – STEEL



Cat. #	Base Size	Jaw Opening	Tapped Holes	Unit qty.	Wt. lbs. per 100
529 S	3/4"	5/8"	1/4" - 20	50	13

Rigid/intermediate grade conduit fittings

Conduit clamps, straps, hangers

CONDUIT CLAMPS – RIGHT ANGLE TYPE – HOT DIP GALVANIZED IRON

Applications:

- Right angle – to attach the conduit run at a 90° angle to a beam or structural member
- Parallel type – to attach the conduit run parallel to a beam or structural member



Cat. #	Size	Load rating lbs.	Wt. lbs. per 100
RAC50HD	1/2"	30	37
RAC75HD	3/4"	50	40
RAC100HD	1"	60	42
RAC125HD	1 1/4"	75	49
RAC150HD	1 1/2"	80	54
RAC200HD	2"	100	71
RAC250HD	2 1/2"	125	95
RAC300HD	3"	165	107
RAC350HD	3 1/2"	200	120
RAC400HD	4"	330	131

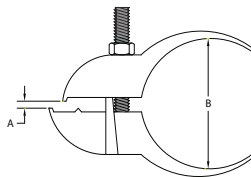
PARALLEL TYPE CONDUIT CLAMPS – ELECTROGALVANIZED IRON



Cat. #	Size	Load rating lbs.	Wt. lbs. per 100
PARC50HD	1/2"	30	50
PARC75HD	3/4"	50	53
PARC100HD	1"	60	60
PARC125HD	1 1/4"	75	70
PARC150HD	1 1/2"	80	82
PARC200HD	2"	100	132
PARC250HD	2 1/2"	125	192
PARC300HD	3"	165	194
PARC350HD	3 1/2"	200	216
PARC400HD	4"	330	232

Dimensions (in inches):

Cat. #	A	B
PARC50HD	5/64" - 29/64"	41/64" - 59/64"
PARC75HD	3/32" - 15/32"	11/16" - 61/64"
PARC100HD	1/8" - 35/64"	23/32" - 1 1/32"
PARC125HD	5/32" - 21/32"	1 1/2" - 1 59/64"
PARC150HD	3/16" - 11/16"	1 23/32" - 2 1/8"
PARC200HD	13/64" - 31/64"	2 11/64" - 2 29/64"
PARC250HD	15/64" - 21/32"	2 13/16" - 3 3/32"
PARC300HD	1/4" - 51/64"	3 25/64" - 3 59/64"
PARC350HD	1/4" - 51/64"	3 7/8" - 4 15/32"
PARC400HD	11/64" - 13/16"	4 9/16" - 4 55/64"



EDGE TYPE CONDUIT CLAMPS – ELECTROGALVANIZED IRON

Applications:

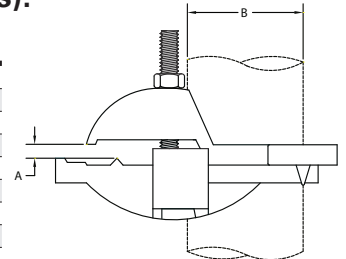
- Edge type – to attach the conduit run at a 90° angle to a thin beam or structural member



Cat. #	Size	Load rating lbs.	Unit qty.	Wt. lbs. per 100
ETC50HD	1/2"	30	50	63
ETC75HD	3/4"	50	50	69
ETC100HD	1"	60	50	82
ETC125HD	1 1/4"	75	25	95
ETC150HD	1 1/2"	80	25	108
ETC200HD	2"	100	25	121
ETC250HD	2 1/2"	125	25	153
ETC300HD	3"	165	10	214

Dimensions (in inches):

Cat. #	A	B
ETC50HD	13/64" - 11/16"	43/64"
ETC75HD	3/16" - 23/32"	1 3/64"
ETC100HD	17/64" - 41/64"	1 9/64"
ETC125HD	9/32" - 3/4"	1 1/2"
ETC150HD	19/64" - 3/4"	1 41/64"
ETC200HD	24/64" - 49/64"	2 2/32"
ETC250HD	11/32" - 25/32"	2 51/64"
ETC300HD	3/8" - 27/32"	3 25/64"



Rigid/intermediate grade conduit fittings

Conduit u-bolts & sealing locknuts

Rigid fittings

HEAVY DUTY CONDUIT U-BOLTS WITH HEX NUTS – ELECTROGALVANIZED IRON



Cat. #	Size	Thread size	Unit. qty.	Wt. lbs. per 100
UBM50HD	1/2"	5/16" - 18	200	12
UBM75HD	3/8"	5/16" - 18	200	14
UBM100HD	1"	5/16" - 18	100	17
UBM125HD	1 1/4"	5/16" - 18	50	19
UBM150HD	1 1/2"	5/16" - 18	50	21
UBM200HD	2"	3/8" - 16	50	28
UBM250HD	2 1/2"	3/8" - 16	25	37
UBM300HD	3"	3/8" - 16	25	42
UBM350HD	3 1/2"	3/8" - 16	20	46
UBM400HD	4"	3/8" - 16	20	51

SEALING LOCKNUTS

Applications:



Only one sealing locknut is required to:

- Functionally replace rigid threaded enclosure connectors
- Provide raintight, watertight or oiltight seal in any position
- Provide positive ground connection
- Provide economies in installation and fitting costs

Features:

- Integrally fused PVC gasket provides positive seal against water, oils and other liquids
- Designed for use with raintight, watertight and oiltight enclosures, NEMA 2, 3, 3R, 4 and 12
- UL Listed raintight
- UL Listed liquidtight
- Can be used with either sheet metal or standard cast metal boxes
- 1/2" to 2" heavy duty steel
- 2 1/2" to 6" malleable iron

UL File No. E-19189



Cat. #	Size	Unit qty.	Wt. lbs. per 100
SL1	1/2"	100	1
SL2	3/4"	50	2
SL3	1"	25	4
SL4	1 1/4"	25	4
SL5	1 1/2"	25	5
SL6	2"	25	8
SL7	2 1/2"	10	28
SL8	3"	10	38
SL9	3 1/2"	10	46
SL10	4"	5	52
SL11	5"	2	125
SL12	6"	1	140