

BC, BLB, BUB, BT, BUBXL mogul bodies, covers and gaskets

Applications:

Mogul bodies are installed in conduit systems to:

- Act as pull outlets for conductors that are stiff, due to large size or type of insulation
- Provide the longer openings needed when pulling large conductors
- Prevent sharp bends and kinks in large conductors (protects insulation during installation)
- Provide ample openings for splices and taps
- Provide access to wiring for maintenance and future system changes

Features:

Mogul bodies have:

- Long openings
- Provision for easy bends
- Taper tapped hubs with integral bushings
- Stainless steel cover screws
- Covers are designed with integral gasket
- SnapPack option – completely assembled with cover, gasket and captive stainless steel screws

BUBXL moguls with rollers:

- Larger internal volume provides additional space for bending and pulling large conductors (complies with the 6X wire bending rule)
- Rollers improve the ability to pull larger conductors and protect the insulation when the wire is being pulled, greatly reducing cut cable incidents
- Cover design takes less time to install and can be used as a solid or with the center removed for more internal volume

Certifications and compliances:

- UL standard: 514B
- Fed. Spec.: W-C-586d
- CSA standard: C22.2 No. 18

Standard material:

- Feraloy iron alloy

Standard finish:

- Feraloy – electrogalvanized and aluminum acrylic paint

Options:

- | Description | Suffix |
|---|-----------|
| • Material – copper-free aluminum | SA |
| <i>Available in select shapes and sizes</i> | |
| • SnapPack assembly | CG |

Ordering information:

BC



Hub size	Cat. #
1"	BC3 [Ⓟ]
1 1/4"	BC4 [Ⓟ]
1 1/2"	BC5 [Ⓟ]
2"	BC6 [Ⓟ]
2 1/2"	BC7 [Ⓟ]
3"	BC8 [Ⓟ]
3 1/2"	BC9 [Ⓟ]
4"	BC10 [Ⓟ]

BUB



Hub size	Cat. #
1"	BUB3 [Ⓟ]
1 1/4"	BUB4
1 1/2"	BUB5 [Ⓟ]
2"	BUB6 [Ⓟ]
2 1/2"	BUB7 [Ⓟ]
3"	BUB8 [Ⓟ]
3 1/2"	BUB9 [Ⓟ]
4"	BUB10 [Ⓟ]

BUBXL (extra large)

With cover and gasket



Hub size	Cat. #
2"	BUBXL6
3"	BUBXL8

BLB[Ⓟ]



Hub size	Cat. #
1"	BLB3
1 1/4"	BLB4
1 1/2"	BLB5
2"	BLB6 [Ⓟ]
2 1/2"	BLB7
3"	BLB8
3 1/2"	BLB9 [Ⓟ]
4"	BLB10 [Ⓟ]

BT



Hub size	Cat. #
1"	BT3
1 1/4"	BT4
1 1/2"	BT5 [Ⓟ]
2"	BT6 [Ⓟ]
2 1/2"	BT7
3"	BT8
3 1/2"	BT9 [Ⓟ]
4"	BT10 [Ⓟ]

Blank replacement covers



Feraloy iron alloy (all B series moguls except BUBXL)

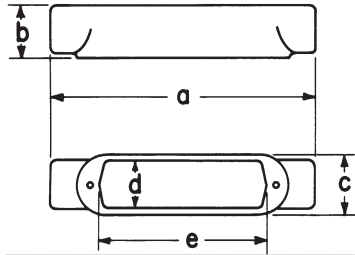
Size	Cat. # With round neoprene gasket
1" or 1 1/4"	BG48
1 1/2" or 2"	BG68
2 1/2" or 3"	BG88
3 1/2" or 4"	BG98

[Ⓟ] For 5" size, use catalog number LBD012. For 6" size, use catalog number LBD014.

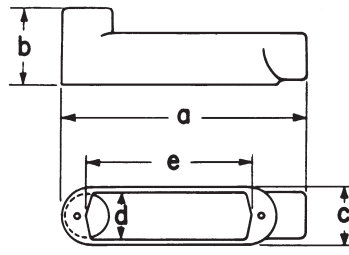
[Ⓟ] Available in aluminum.

BC, BLB, BUB, BT, BUBXL mogul bodies, covers and gaskets

Dimensions (in inches):



BC



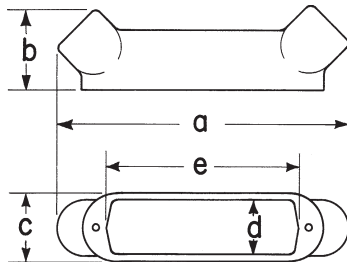
BLB

BC

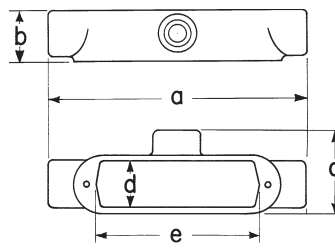
Hub size	1"	1 1/4"	1 1/2"	2"	2 1/2"	3"	3 1/2"	4"
a	9 ⁹ / ₁₆	9 ⁹ / ₁₆	13 ³ / ₄	13 ³ / ₄	18 ³ / ₈	18 ³ / ₈	23 ³ / ₄	23 ³ / ₄
b	1 ⁷ / ₈	2 ⁷ / ₁₆	2 ⁷ / ₁₆	3 ¹ / ₈	3 ³ / ₈	4 ³ / ₈	4 ⁷ / ₈	5 ³ / ₈
c	2 ⁷ / ₁₆	2 ⁷ / ₁₆	3	3	4 ¹ / ₄	4 ¹ / ₄	5 ¹ / ₄	5 ¹ / ₄
d	1 ⁷ / ₈	1 ⁷ / ₈	2 ⁵ / ₈	2 ⁵ / ₈	3 ¹³ / ₁₆	3 ¹³ / ₁₆	4 ³ / ₄	4 ³ / ₄
e	6	6	10	10	15	15	20	20

BLB

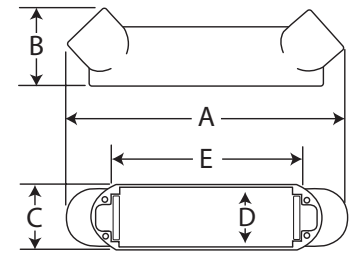
Hub size	1"	1 1/4"	1 1/2"	2"	2 1/2"	3"	3 1/2"	4"
a	8 ¹⁹ / ₃₂	8 ¹⁹ / ₃₂	12 ¹¹ / ₁₆	12 ¹¹ / ₁₆	16 ²⁹ / ₃₂	16 ²⁹ / ₃₂	22 ⁷ / ₈	22 ⁷ / ₈
b	2 ²⁷ / ₃₂	3 ³ / ₃₂	3 ⁷ / ₈	4 ⁷ / ₁₆	5 ⁷ / ₃₂	5 ²⁷ / ₃₂	6 ¹ / ₂	7
c	2 ⁷ / ₁₆	2 ⁷ / ₁₆	3	3	4 ¹ / ₄	4 ¹ / ₄	5 ¹ / ₄	5 ¹ / ₄
d	1 ⁷ / ₈	1 ⁷ / ₈	2 ⁵ / ₈	2 ⁵ / ₈	3 ¹³ / ₁₆	3 ¹³ / ₁₆	4 ³ / ₄	4 ³ / ₄
e	6	6	10	10	15	15	20	20



BUB



BT



BUBXL

BUB

Hub size	1"	1 1/4"	1 1/2"	2"	2 1/2"	3"	3 1/2"	4"
a	9 ⁹ / ₁₆	9 ⁹ / ₁₆	13 ¹ / ₂	13 ¹ / ₂	17 ³ / ₄	17 ⁷ / ₈	23 ³ / ₈	23 ³ / ₄
b	2 ¹ / ₁₆	3 ⁷ / ₁₆	3 ¹ / ₂	4 ¹ / ₈	4 ¹³ / ₁₆	5 ⁵ / ₈	6 ³ / ₈	6 ¹³ / ₁₆
c	2 ⁷ / ₁₆	2 ⁷ / ₁₆	3	3	4 ¹ / ₄	4 ¹ / ₄	5 ¹ / ₄	5 ¹ / ₄
d	1 ⁷ / ₈	1 ⁷ / ₈	2 ⁵ / ₈	2 ⁵ / ₈	3 ¹³ / ₁₆	3 ¹³ / ₁₆	4 ³ / ₄	4 ³ / ₄
e	6	6	10	10	15	15	20	20

BUBXL

Hub size	2"	3"
a	15 ⁷ / ₃₂	22 ¹⁷ / ₃₂
b	4 ⁷ / ₁₀₀	5 ²⁹ / ₅₀
c	3	4 ¹ / ₄
d	2 ¹ / ₄	3 ¹⁹ / ₅₀
e	12 ¹ / ₄	15 ¹ / ₄

BT

Hub size	1"	1 1/4"	1 1/2"	2"	2 1/2"	3"	3 1/2"	4"
a	9 ⁹ / ₁₆	9 ⁹ / ₁₆	13 ³ / ₄	13 ³ / ₄	18 ³ / ₈	18 ³ / ₈	23 ³ / ₄	23 ³ / ₄
b	1 ⁷ / ₈	2 ⁷ / ₁₆	2 ⁷ / ₁₆	3 ¹ / ₈	3 ³ / ₈	4 ³ / ₈	4 ⁷ / ₈	5 ³ / ₈
c	3 ⁵ / ₃₂	3 ⁵ / ₃₂	4 ¹ / ₁₆	4 ¹ / ₁₆	5 ¹⁹ / ₃₂	5 ²³ / ₃₂	6 ⁷ / ₈	6 ⁷ / ₈
d	1 ⁷ / ₈	1 ⁷ / ₈	2 ⁵ / ₈	2 ⁵ / ₈	3 ¹³ / ₁₆	3 ¹³ / ₁₆	4 ³ / ₄	4 ³ / ₄
e	6	6	10	10	15	15	20	20

BC, BLB, BUB, BT, BUBXL mogul bodies, covers and gaskets – hot dip galvanized

Applications:

Mogul bodies are installed in conduit systems to:

- Act as pull outlets for conductors that are stiff, due to large size or type of insulation
- Provide the longer openings needed when pulling large conductors
- Prevent sharp bends and kinks in large conductors (protects insulation during installation)
- Provide ample openings for splices and taps
- Provide access to wiring for maintenance and future system changes

Features:

Mogul bodies have:

- Long openings
- Provision for easy bends
- Taper tapped hubs with integral bushings
- Stainless steel cover screws
- Covers with integral gasket are provided with bodies
- Pre-installed rollers on select shapes and sizes (LB and C shapes, 1½" to 4") to aid in wire pulling

BUBXL moguls with rollers:

- Larger internal volume provides additional space for bending and pulling large conductors (complies with the 6X wire bending rule)
- Rollers improve the ability to pull larger conductors and protect the insulation when the wire is being pulled, greatly reducing cut cable incidents
- Cover design takes less time to install and can be used as a solid or with the center removed for more internal volume
- Covers with integral gasket are provided with bodies

Certifications and compliances:

- UL standard: 514B
- Fed. Spec.: W-C-586d
- CSA standard: C22.2 No. 18

Standard material:

- Feraloy iron alloy

Standard finish:

- Feraloy – hot dip galvanized

Ordering information:

BC



Hub size	Cat. #
1"	BC3 HDG CG
1¼"	BC4 HDG CG
1½"	BC5 HDG WR CG
2"	BC6 HDG WR CG
2½"	BC7 HDG WR CG
3"	BC8 HDG WR CG
3½"	BC9 HDG WR CG
4"	BC10 HDG WR CG

BUB



Hub size	Cat. #
1"	BUB3 HDG CG
1¼"	BUB4 HDG CG
1½"	BUB5 HDG CG
2"	BUB6 HDG CG
2½"	BUB7 HDG CG
3"	BUB8 HDG CG
3½"	BUB9 HDG CG
4"	BUB10 HDG CG

BUBXL (extra large) With cover and gasket



Hub size	Cat. #
2"	BUBXL6 HDG
3"	BUBXL8 HDG

BLB^o



Hub size	Cat. #
1"	BLB3 HDG CG
1¼"	BLB4 HDG CG
1½"	BLB5 HDG WR CG
2"	BLB6 HDG WR CG
2½"	BLB7 HDG WR CG
3"	BLB8 HDG WR CG
3½"	BLB9 HDG WR CG
4"	BLB10 HDG WR CG

BT



Hub size	Cat. #
1"	BT3 HDG CG
1¼"	BT4 HDG CG
1½"	BT5 HDG CG
2"	BT6 HDG CG
2½"	BT7 HDG CG
3"	BT8 HDG CG
3½"	BT9 HDG CG
4"	BT10 HDG CG

Blank replacement covers



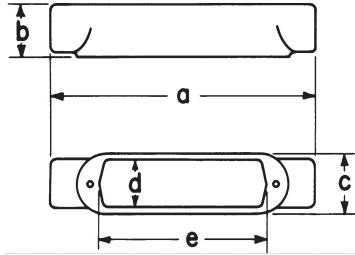
Feraloy iron alloy (all B series moguls except BUBXL)

Size	Cat. # With round neoprene gasket
1" or 1¼"	BG48 HDG
1½" or 2"	BG68 HDG
2½" or 3"	BG88 HDG
3½" or 4"	BG98 HDG

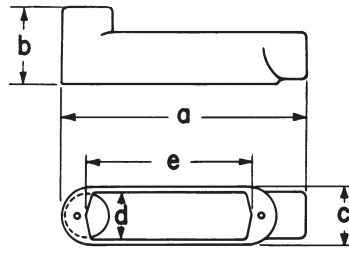
^AFor 5" size, use catalog number LBD012. For 6" size, use catalog number LBD014.

BC, BLB, BUB, BT, BUBXL mogul bodies, covers and gaskets – hot dip galvanized

Dimensions (in inches):



BC



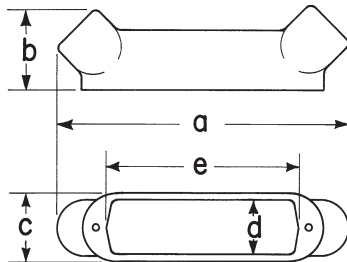
BLB

BC

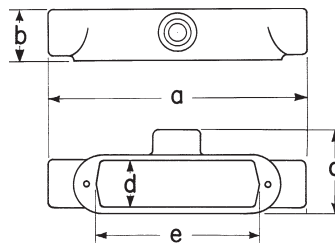
Hub size	1"	1 1/4"	1 1/2"	2"	2 1/2"	3"	3 1/2"	4"
a	9 ⁹ / ₁₆	9 ⁹ / ₁₆	13 ³ / ₄	13 ³ / ₄	18 ³ / ₈	18 ³ / ₈	23 ³ / ₄	23 ³ / ₄
b	1 ⁷ / ₈	2 ⁷ / ₁₆	2 ⁷ / ₁₆	3 ¹ / ₈	3 ⁷ / ₈	4 ³ / ₈	4 ⁷ / ₈	5 ³ / ₈
c	2 ⁷ / ₁₆	2 ⁷ / ₁₆	3	3	4 ¹ / ₄	4 ¹ / ₄	5 ¹ / ₄	5 ¹ / ₄
d	1 ⁷ / ₈	1 ⁷ / ₈	2 ⁵ / ₈	2 ⁵ / ₈	3 ¹³ / ₁₆	3 ¹³ / ₁₆	4 ³ / ₄	4 ³ / ₄
e	6	6	10	10	15	15	20	20

BLB

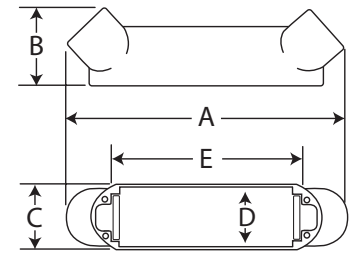
Hub size	1"	1 1/4"	1 1/2"	2"	2 1/2"	3"	3 1/2"	4"
a	8 ¹⁹ / ₃₂	8 ¹⁹ / ₃₂	12 ¹¹ / ₁₆	12 ¹¹ / ₁₆	16 ²⁹ / ₃₂	16 ²⁹ / ₃₂	22 ⁷ / ₈	22 ⁷ / ₈
b	2 ²⁷ / ₃₂	3 ³ / ₃₂	3 ⁵ / ₈	4 ³ / ₁₆	5 ³ / ₃₂	5 ²⁷ / ₃₂	6 ¹ / ₂	7
c	2 ⁷ / ₁₆	2 ⁷ / ₁₆	3	3	4 ¹ / ₄	4 ¹ / ₄	5 ¹ / ₄	5 ¹ / ₄
d	1 ⁷ / ₈	1 ⁷ / ₈	2 ⁵ / ₈	2 ⁵ / ₈	3 ¹³ / ₁₆	3 ¹³ / ₁₆	4 ³ / ₄	4 ³ / ₄
e	6	6	10	10	15	15	20	20



BUB



BT



BUBXL

BUB

Hub size	1"	1 1/4"	1 1/2"	2"	2 1/2"	3"	3 1/2"	4"
a	9 ⁹ / ₁₆	9 ⁹ / ₁₆	13 ¹ / ₂	13 ¹ / ₂	17 ³ / ₄	17 ⁷ / ₈	23 ³ / ₈	23 ³ / ₄
b	2 ⁷ / ₁₆	3 ³ / ₁₆	3 ¹ / ₂	4 ¹ / ₈	4 ¹³ / ₁₆	5 ⁵ / ₈	6 ³ / ₈	6 ¹³ / ₁₆
c	2 ⁷ / ₁₆	2 ⁷ / ₁₆	3	3	4 ¹ / ₄	4 ¹ / ₄	5 ¹ / ₄	5 ¹ / ₄
d	1 ⁷ / ₈	1 ⁷ / ₈	2 ⁵ / ₈	2 ⁵ / ₈	3 ¹³ / ₁₆	3 ¹³ / ₁₆	4 ³ / ₄	4 ³ / ₄
e	6	6	10	10	15	15	20	20

BUBXL

Hub size	2"	3"
a	15 ⁷ / ₃₂	22 ¹⁷ / ₃₂
b	4 ⁷ / ₁₀₀	5 ²⁹ / ₅₀
c	3	4 ¹ / ₄
d	2 ¹ / ₄	3 ¹⁹ / ₅₀
e	12 ¹ / ₄	15 ¹ / ₄

BT

Hub size	1"	1 1/4"	1 1/2"	2"	2 1/2"	3"	3 1/2"	4"
a	9 ⁹ / ₁₆	9 ⁹ / ₁₆	13 ³ / ₄	13 ³ / ₄	18 ³ / ₈	18 ³ / ₈	23 ³ / ₄	23 ³ / ₄
b	1 ⁷ / ₈	2 ⁷ / ₁₆	2 ⁷ / ₁₆	3 ¹ / ₈	3 ⁷ / ₈	4 ³ / ₈	4 ⁷ / ₈	5 ³ / ₈
c	3 ⁵ / ₃₂	3 ⁵ / ₃₂	4 ¹ / ₁₆	4 ¹ / ₁₆	5 ¹⁹ / ₃₂	5 ²³ / ₃₂	6 ⁷ / ₈	6 ⁷ / ₈
d	1 ⁷ / ₈	1 ⁷ / ₈	2 ⁵ / ₈	2 ⁵ / ₈	3 ¹³ / ₁₆	3 ¹³ / ₁₆	4 ³ / ₄	4 ³ / ₄
e	6	6	10	10	15	15	20	20