


Ex-e and Ex-i non-metallic non-armored cable glands

IECEX/ATEX
IP66/IP68

1G

Cable type:

- Non-armored cable 

Features:

- Large cable connection area
- Low torque required for tightening
- Integrated sealing lip on thread

Certifications and compliances:



- IP66/IP68

ATEX Certificate No.: PTB 14 ATEX 1015X

- II 2 G Ex eb IIC Gb / II 2 D Ex tb IIIC Db

IECEX Certificate No.: IECEX PTB 14.0027X

- Ex eb IIC Gb / Ex eb IIC Gb

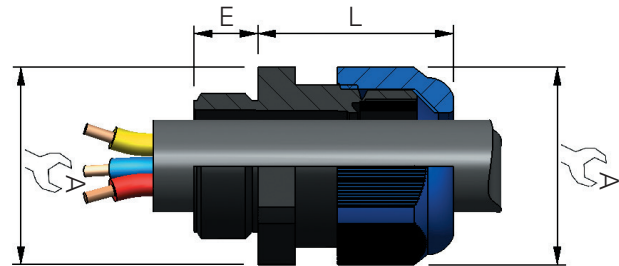
Standard material:

- Polyamide

Operating temperature:

- IECEX/ATEX certification: -20°C to +70°C^A

Ordering information:



Metric thread size	Cat. # Ex-e	Cat. # Ex-i	Cable diameter seal 1 + 2 + 3	Seal 1 + 2	Seal 1	Across flats (A)	Length (L)	Thread length (E)
Short thread								
12	GHG 960 1955 R0001	GHG 960 1955 R0101	–	–	5.0 - 7.0	15.0	19.3	8.0
16	GHG 960 1955 R0002	GHG 960 1955 R0102	–	–	7.0 - 10.0	20.0	23.0	8.0
20	GHG 960 1955 R0003	GHG 960 1955 R0103	5.5 - 7.0	7.0 - 9.0	9.5 - 13.0	24.0	25.0	8.0
20	GHG 960 1955 R0010 ^B	GHG 960 1955 R0109 ^B	5.5 - 7.0	7.0 - 9.0	9.5 - 11.0	24.0	25.0	8.0
25	GHG 960 1955 R0004	GHG 960 1955 R0104	8.0 - 10.0	10.0 - 13.0	13.5 - 17.5	29.0	29.5	8.0
25	GHG 960 1955 R0009 ^B	GHG 960 1955 R0110 ^B	8.0 - 10.0	10.0 - 13.0	13.5 - 15.0	29.0	29.5	13.0
32	GHG 960 1955 R0005	GHG 960 1955 R0105	–	14.0 - 17.0	17.5 - 21.0	36.0	35.5	10.0
32	GHG 960 1955 R0011 ^B	GHG 960 1955 R0111 ^B	–	14.0 - 17.0	17.5 - 21.0	36.0	35.5	10.0
Long thread								
12	GHG 960 1955 R0021	GHG 960 1955 R0121	–	–	5.0 - 7.0	15.0	19.3	12.0
16	GHG 960 1955 R0022	GHG 960 1955 R0122	–	–	7.0 - 10.0	20.0	23.0	12.0
20	GHG 960 1955 R0023	GHG 960 1955 R0123	5.5 - 7.0	7.0 - 9.0	9.5 - 13.0	24.0	25.0	13.0
20	GHG 960 1955 R0029 ^B	GHG 960 1955 R0129 ^B	5.5 - 7.0	7.0 - 9.0	9.5 - 11.0	24.0	25.0	13.0
25	GHG 960 1955 R0024	GHG 960 1955 R0124	8.0 - 10.0	10.0 - 13.0	13.5 - 17.5	29.0	29.5	13.0
25	GHG 960 1955 R0030 ^B	GHG 960 1955 R0130 ^B	8.0 - 10.0	10.0 - 13.0	13.5 - 15.0	29.0	29.5	13.0
32	GHG 960 1955 R0025	GHG 960 1955 R0125	–	14.0 - 17.0	17.5 - 21.0	36.0	35.5	15.0
32	GHG 960 1955 R0031 ^B	GHG 960 1955 R0131 ^B	–	14.0 - 17.0	17.5 - 21.0	36.0	35.5	15.0
40	GHG 960 1955 R0026 ^B	GHG 960 1955 R0126 ^B	–	19.0 - 22.0	22.0 - 28.0	46.0	39.5	15.0
50	GHG 960 1955 R0027 ^B	GHG 960 1955 R0127 ^B	–	24.0 - 28.0	28.0 - 35.0	55.0	44.0	16.0
63	GHG 960 1955 R0028 ^B	GHG 960 1955 R0128 ^B	–	29.0 - 35.0	36.0 - 48.0 ^C	68.0	47.0	16.0

All dimensions in millimeters.

^A -40°C/-55°C to +70°C available on some sizes.

^B Temperature range -40°C/-55°C to +70°C (otherwise -20°C to +70°C).

^C M63 with additional sealing.


Enlargement and multiple non-metallic non-armored cable glands

IECEX/ATEX
IP66

1G

1G

Cable type:

- Non-armored cable 

Features:

- Forms weatherproof seal on outer sheath of cable
- Provides reduced entry threads for larger gland size

Certifications and compliances:



- Sizes M16: PTB 99 ATEX 3101 X
- Sizes M20-M63: PTB 99 ATEX 3128 X
- Ex II 2 G Ex e II/Ex II 2 D Ex tD A21
- IECEX PTB 05.0004X
- IP66

Standard material:

- High impact-resistant polyamide

Operating temperatures:

- Standard silicone seal suitable for use in operating temperatures -55°C to 70°C (M16 for use in operating temperatures -20°C to 70°C)

Ordering information:

Enlargement glands

Gland size	Entry thread size (A)		Thread length (B)	Cable acceptance outer sheath (E)		Gland length (less entry) (F)	Hexagon dimensions	
	Metric thread size	Cat. #		Min.	Max.		Across flats	Across corners (G)
16/20	M16	GHG 960 1956 R0002	12.0	5.5	13.0	25.0	24.0	26.4
20/25	M20	GHG 960 1956 R0003	13.0	8.0	17.0	29.5	29.0	31.9
25/32	M25	GHG 960 1956 R0004	13.0	12.0	21.0	35.5	36.0	39.6
32/40	M32	GHG 960 1956 R0005	15.0	16.0	28.0	39.5	46.0	50.6
40/50	M40	GHG 960 1956 R0006	15.0	21.0	35.0	44.0	55.0	60.5
50/63	M50	GHG 960 1956 R0007	16.0	27.0	48.0	47.0	68.0	74.8

All dimensions in millimeters.

Multiple glands

Gland size	Entry thread size (A)		Thread length (B)	Cable acceptance outer sheath (E)		Max. no. of conductors	Gland length (less entry) (F)	Hexagon dimensions	
	Metric thread size	Cat. #		Min.	Max.			Across flats	Across corners (G)
25	M25	GHG 960 1955 R0054	8.0	4.5	7.0	2	29.5	29.0	31.9
32	M32	GHG 960 1955 R0055	10.0	4.5	7.0	4	39.5	36.0	39.9

All dimensions in millimeters.

