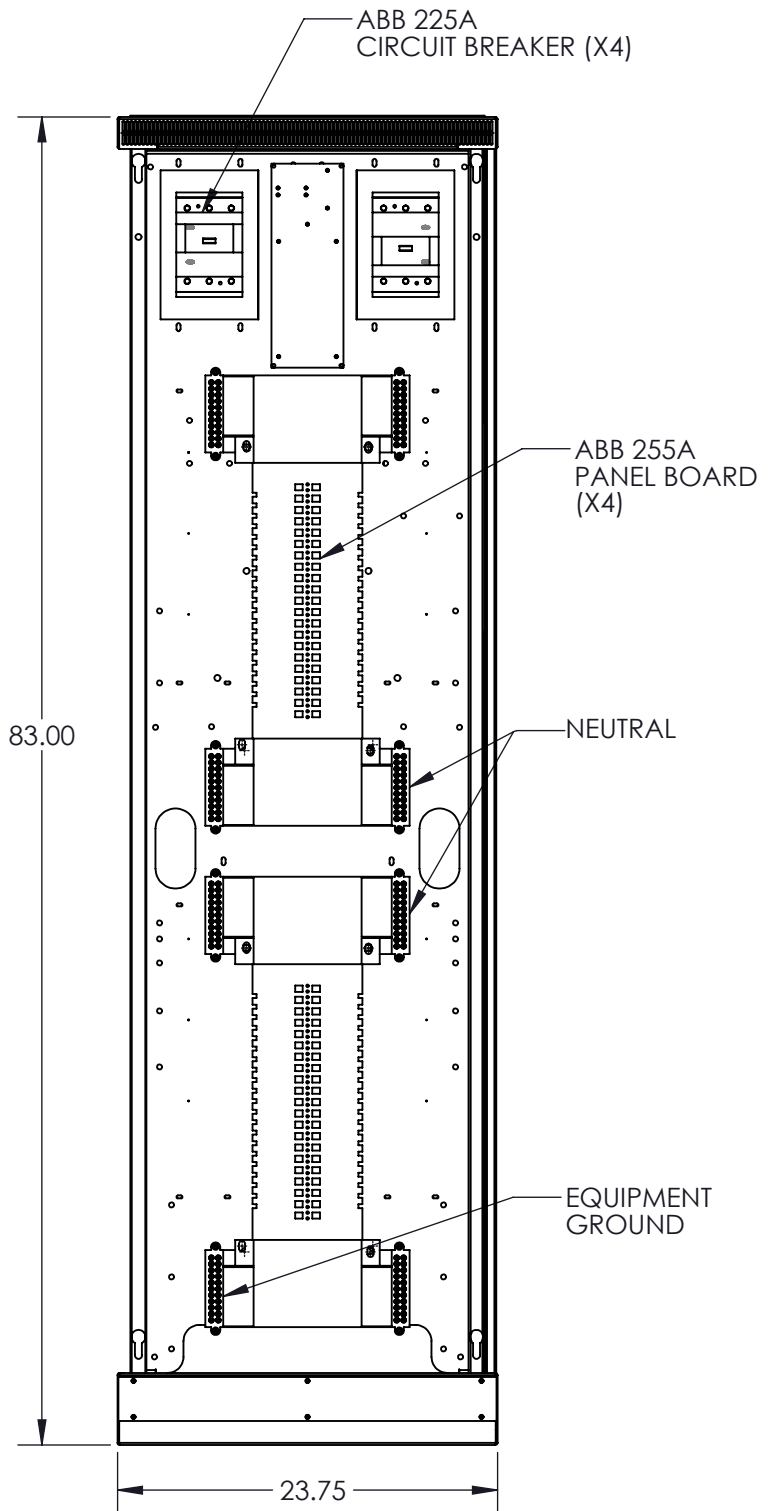


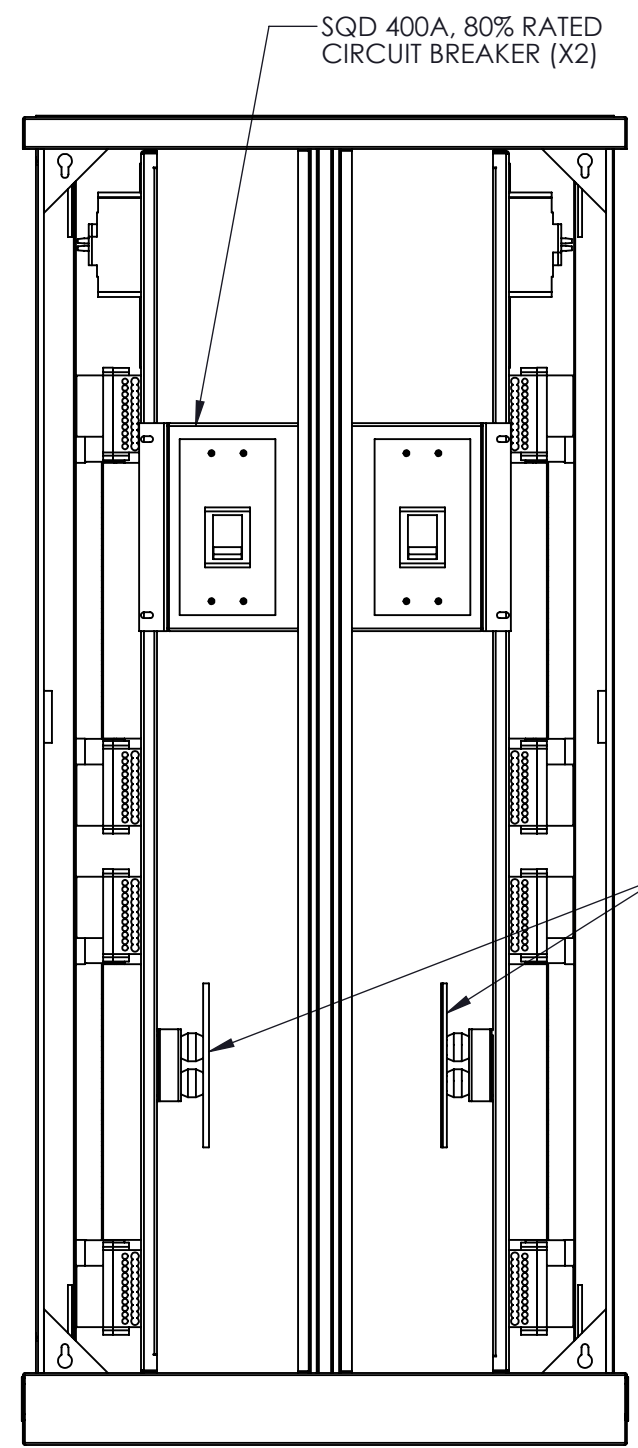
8 7 6 5 4 3 2 1

REVISIONS				
REV.	ECN #	DESCRIPTION	DATE	APPROVED

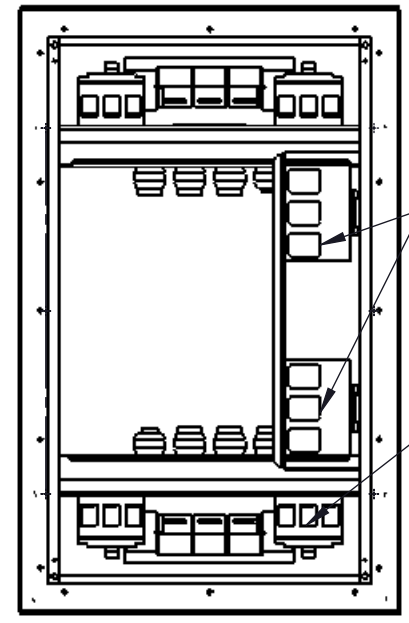
D
C
B
A



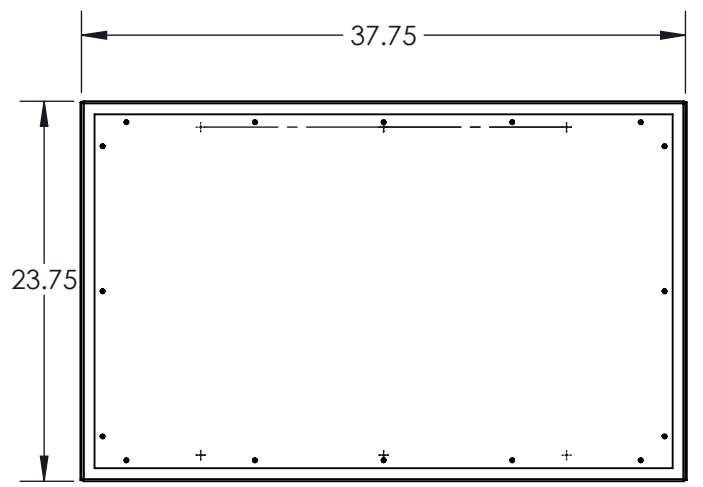
FRONT VIEW
(DOOR & COVERS REMOVED)



SIDE VIEW
(COVERS REMOVED)



TOP VIEW



FOOT PRINT

NOTES:

- HINGED REMOVABLE PANELS PROVIDED ON FRONT AND SIDES.
- ACCESS: MINIMUM 36" FROM FRONT & REAR OF ENCLOSURE, IS REQUIRED FOR OPERATION. ACCESS ON ONE SIDE IS REQUIRED FOR INSTALLATION & MAINTENANCE.
- APPROXIMATE WEIGHT : 600 lbs.
- (2) INPUT BUS, (4) 225 AMP ABB T3 INPUT CIRCUIT BREAKER, (2) 400A SQD MAIN BREAKERS AND (4) 225A FINGER SAFE ABB PANEL BOARDS.

UNLESS OTHERWISE SPECIFIED:
DIMENSIONS ARE IN INCHES
TOLERANCES:
ANGULAR: $\pm 0.5^\circ$ BEND $\pm 1^\circ$
TWO PLACE DECIMAL ± 0.02
THREE PLACE DECIMAL ± 0.005

THIS DRAWING CONTAINS
CONFIDENTIAL & PROPRIETARY
INFORMATION AND SHALL NOT
BE DISCLOSED OR COPIED
WITHOUT THE EXPRESSED,
WRITTEN PERMISSION OF
POWER DISTRIBUTION, INC.



USED ON		THIRD ANGLE PROJECTION
	APPROVALS	DATE
	DRAWN	
	DESIGNED	
	CHECKED	
	ENG. APPR.	
	MFG. APPR.	

TITLE: REMOTE POWER PANEL (RPP)		
(2) INPUT BUS, (4) ABB INPUT CIRCUIT BREAKER (4) ABB PANEL BOARDS, (2) SQD 400A MAINS		
SIZE B	DWG. NO. RPP19562	REV
SCALE: NTS	SHEET 1 OF 1	

8 7 6 5 4 3 2 1