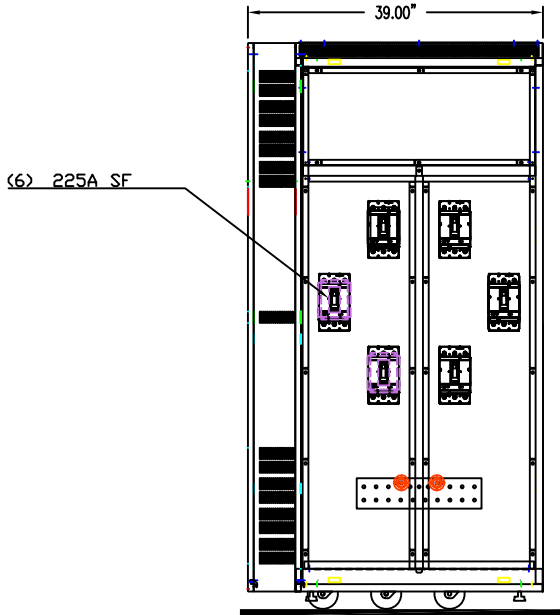
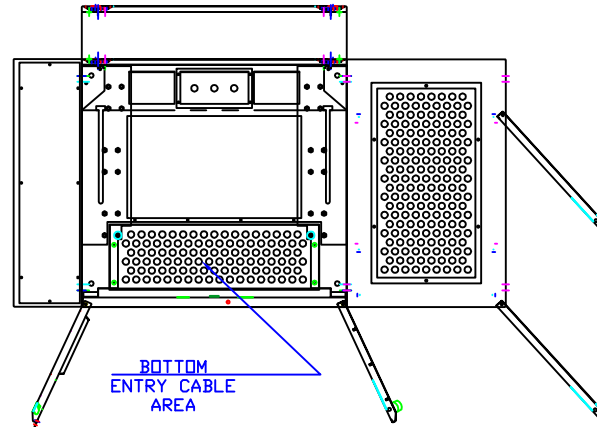
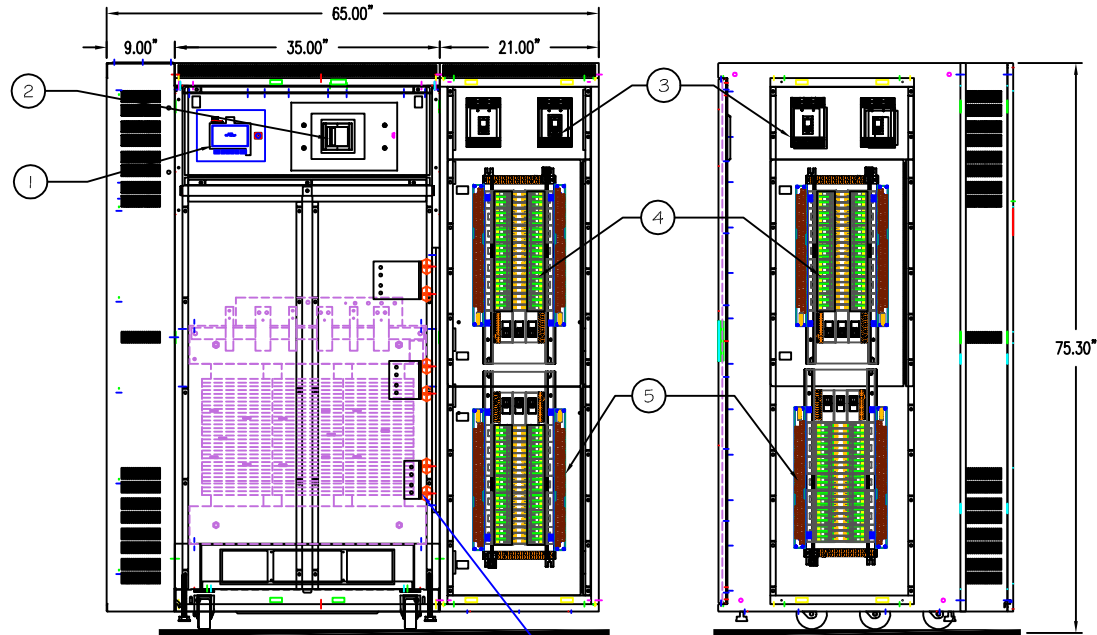


NOTES:

1. OPERATOR INTERFACE PANEL.
2. MAIN INPUT CIRCUIT BREAKER.
3. 225A SECONDARY MAIN CIRCUIT BREAKER.
4. (42) POLE DISTRIBUTION PANELBOARDS.
5. CT STRIP FOR BCMS (OPTIONAL).
6. RECOMMEND A MINIMUM OF 30" IN REAR OF UNIT FOR MAINTENANCE.
7. MINIMUM OF 21" CLEARANCE FOR DOOR SWING.
8. RECOMMEND 6" CLEARANCE BETWEEN VENTILATED SIDES AND WALL FOR PROPER COOLING.
9. BCMS CIRCUIT BOARD (OPTIONAL).



(DOOR AND COVERS REMOVED)



(DOOR AND COVERS REMOVED)

FRONT ACCESS INPUT BUSES

THIS DRAWING CONTAINS  
CONFIDENTIAL & PROPRIETARY  
INFORMATION AND SHALL NOT  
BE DISCLOSED OR COPIED  
WITHOUT THE EXPRESSED,  
WRITTEN PERMISSION OF  
POWER DISTRIBUTION INC.

TITLE		-OUTLINE-	
PDU (300 kVA) , 9" & 21" SIDE CARR		(4) 42 POLE PANEL BOARDS WITH BCMS OPTION, (6) SF	
DWG. NUMBER	1 OF 1	PDU18196	
DRAWN BY	LJN	REVISION	
DATE	04/20/15	-A-1-	

