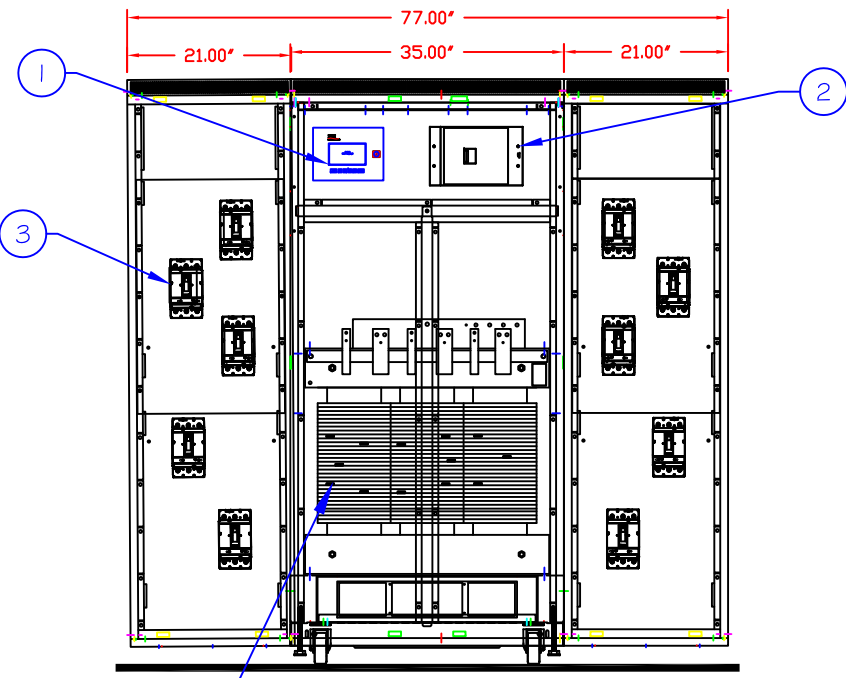
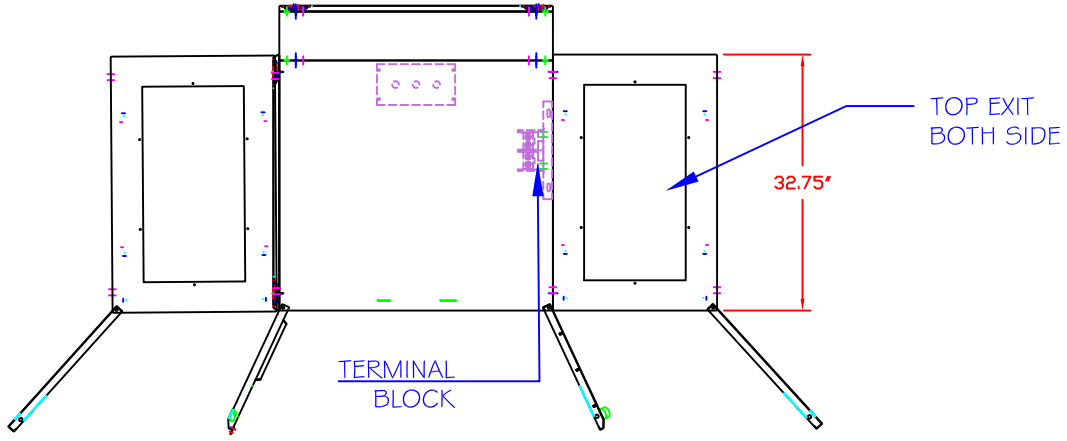


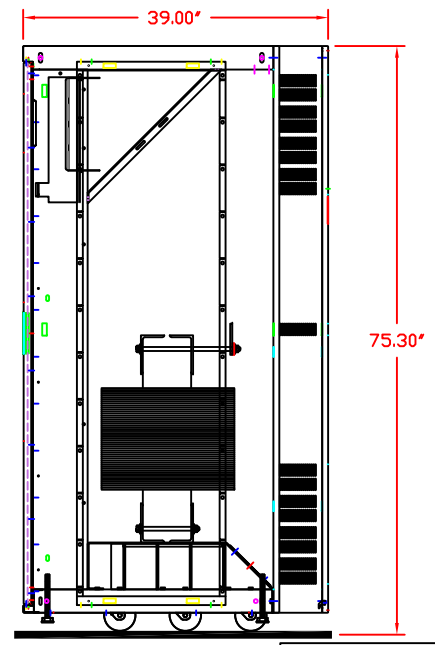
NOTES:

1. OPERATOR INTERFACE PANEL.
2. MAIN INPUT CIRCUIT BREAKER.
3. (10) 225A SECONDARY MAIN CIRCUIT BREAKER.
4. RECOMMEND A MINIMUM OF 30" IN REAR OR SIDE OF UNIT FOR MAINTENANCE.
5. MINIMUM OF 21" CLEARANCE FOR DOOR SWING.
6. RECOMMEND 6" CLEARANCE BETWEEN VENTILATED SIDES AND WALL FOR PROPER COOLING.
7. TOP ENTRY AND TOP EXIT



REAR ACCESS

FRONT VIEW
(DOOR AND COVERS REMOVED)



RIGHT SIDE VIEW
(DOOR AND COVERS REMOVED)

THIS DRAWING CONTAINS CONFIDENTIAL & PROPRIETARY INFORMATION AND SHALL NOT BE DISCLOSED OR COPIED WITHOUT THE EXPRESSED, WRITTEN PERMISSION OF POWER DISTRIBUTION INC.

TITLE		-OUTLINE-	
PDU (300 kVA)		W/ (2) 21" FS SIDECAR	
(10)		250A SF	
DWG. NUMBER	1 OF 1		
DWG11195			
DRAWN BY	LJN	REVISION	
DATE	5/7/15	-A-	

