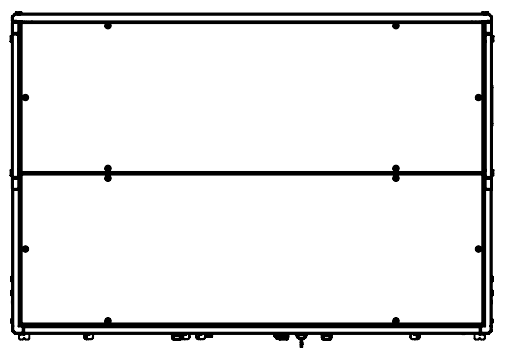
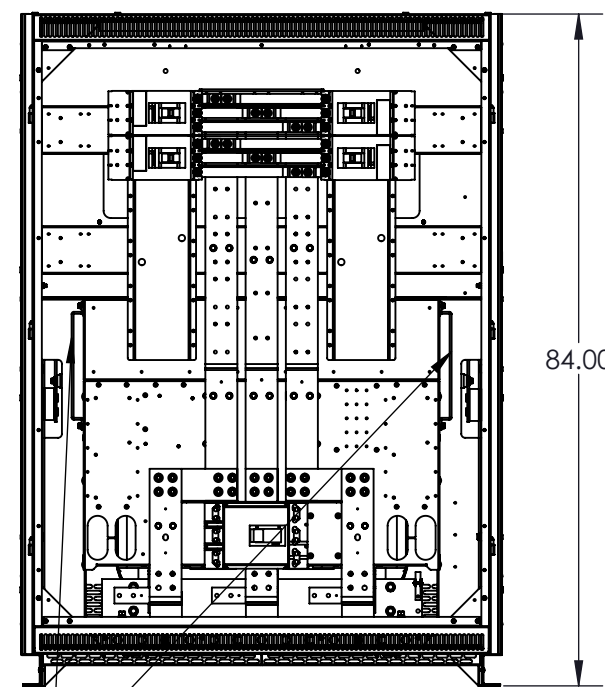


| REVISIONS | | | | |
|-----------|-------|-------------------|----------|----------|
| REV. | ECN # | DESCRIPTION | DATE | APPROVED |
| X0 | | SUBMITTAL RELEASE | 10/15/19 | AD |

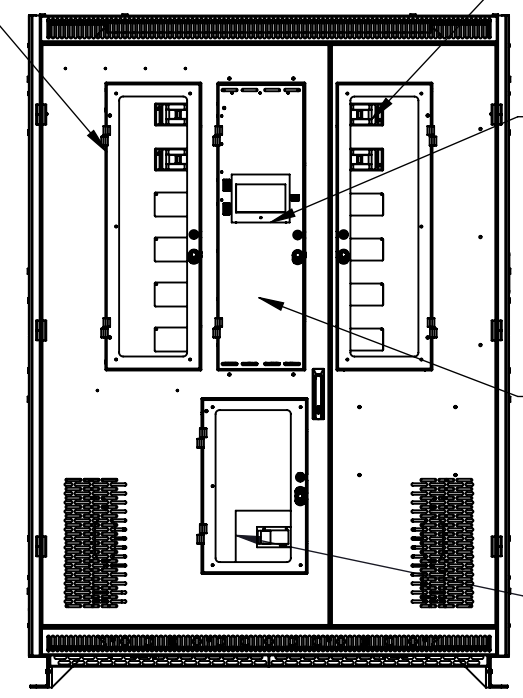


TOP VIEW



**FRONT VIEW
NO DOORS**

GND BUS
SINGLE HOLE OR
DOUBLE HOLE



FRONT VIEW

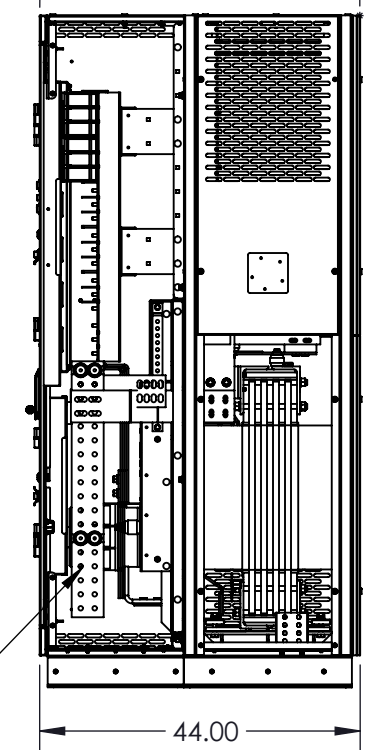
3 L-FRAME CB
4X400A OUTPUT

3 DISPLAY:
-WAVESTAR
HMI COLOR

3 CONTROL CHASSIS:
-M4G
-CONTRACTOR BOARD
ENHANCED
-BCMS

3 MAIN INPUT

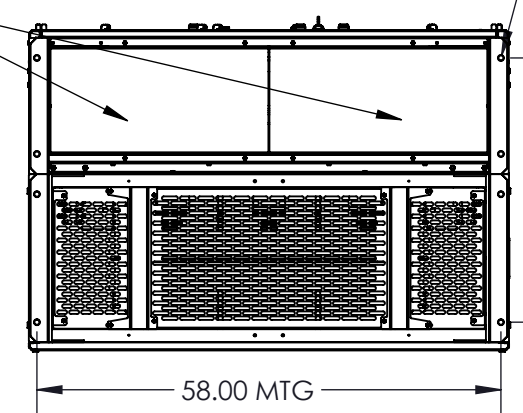
5 36.00
4 6.00



**SIDE VIEW
PANELS REMOVED**

200% NEUTRAL
BUSBAR (RH & LH)

CONDUIT
AREA



BOTTOM VIEW

4X Ø.63
MTG HOLES

33.03
MTG

58.00 MTG

- 7 RECOMMENDED INPUT CABLE SIZE: (3) 250MCM CU PER PHASE
- 6 APPROXIMATE WEIGHT: 5900 LBS
- 5 MINIMUM CLEARANCE FOR DOORS.
- 4 MINIMUM VENTILATION CLEARANCE FOR REAR AND ONE SIDE OF UNIT.
- 3 ALL OPERATOR CONTROLS ARE FRONT ACCESS WITHOUT EXPOSURE TO LIVE PARTS.
- 2 ALL ROUTINE MAINTENANCE IS FRONT AND SIDE ACCESS.
- 1 DIMENSIONS IN [] ARE MILLIMETER.

NOTES: UNLESS OTHERWISE SPECIFIED:

| | | | | | | | | |
|----------------|--|------------------------|--|---------------------------------------|----------------------------|--|--|--|
| | | THIRD ANGLE PROJECTION | | | | THIS DRAWING CONTAINS CONFIDENTIAL & PROPRIETARY INFORMATION AND SHALL NOT BE DISCLOSED OR COPIED WITHOUT THE EXPRESSED WRITTEN PERMISSION OF POWER DISTRIBUTION, INC. | | |
| MATERIAL: N/A | | | | DESCRIPTION: PDU 500KVA 1X800A 4X400A | | | | |
| APPROVALS | | DATE | | SIZE B | DWG. NO. 11300113SUBSUB | REV X0 | | |
| DRAWN BY AD | | 10/15/19 | | | | SCALE: NTS | | |
| CHECKED BY KN | | 10/15/19 | | | | SHEET 1 OF 1 | | |
| APPROVED BY MW | | 10/15/19 | | | | | | |