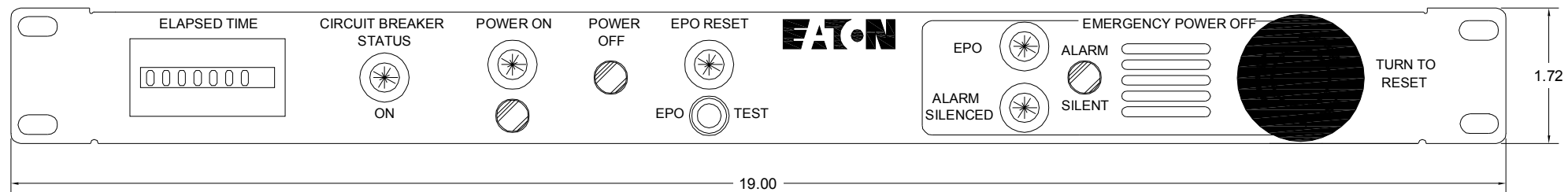
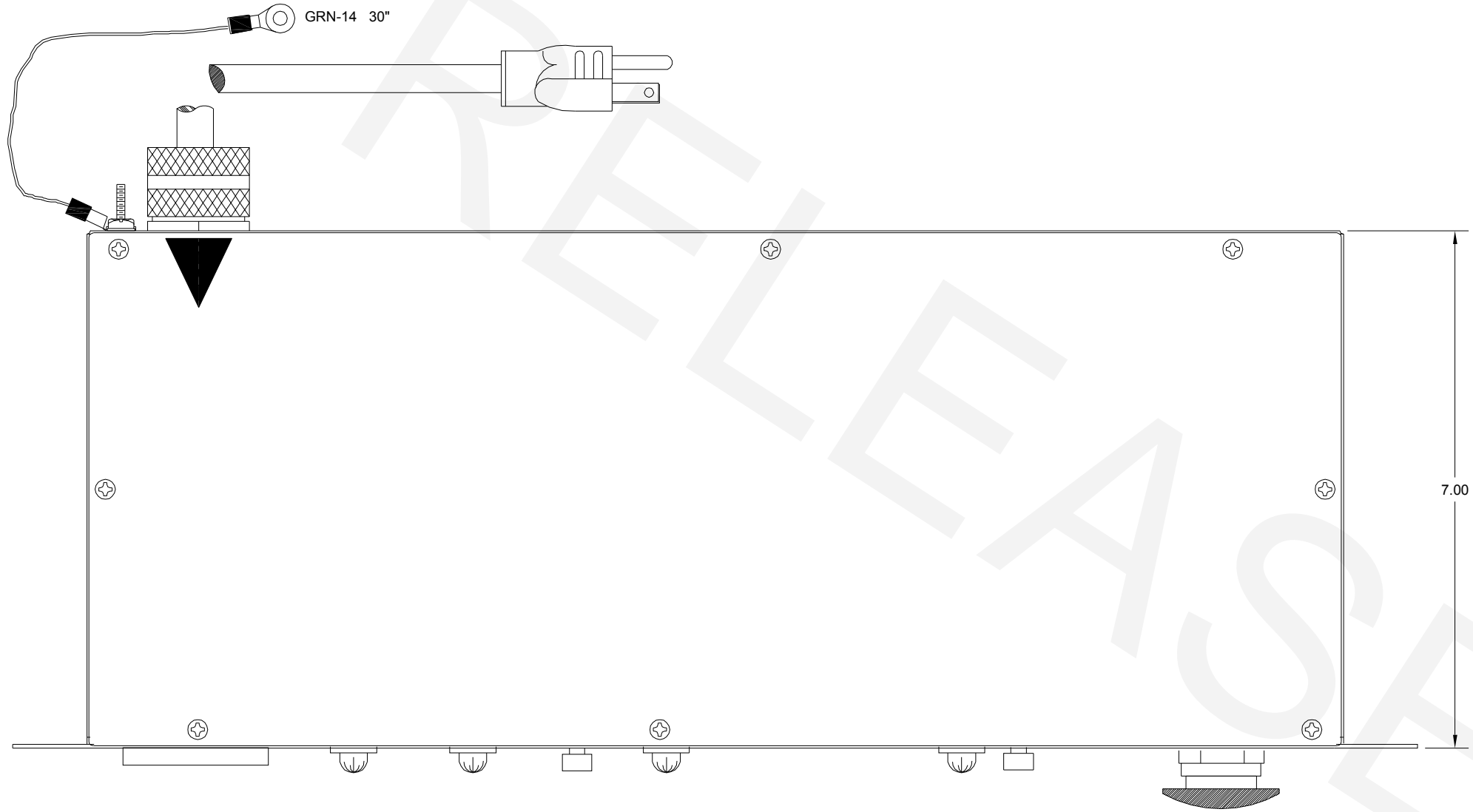
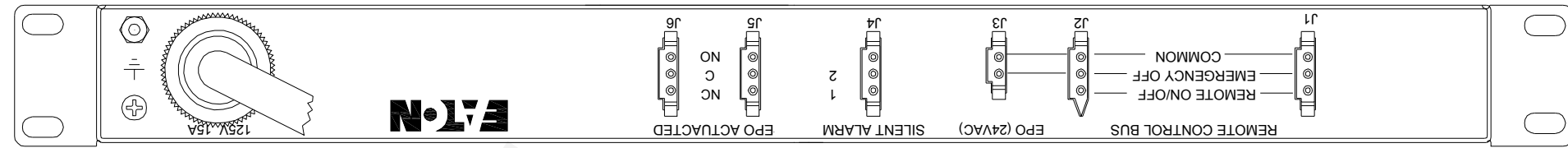


LTR	ECO No.	REVISION	DR	CK	AP	AP	DATE
A		RELEASED	J.O.				29 OCT 99
B		J1 & J3 SCREENING CHANGED	J.O.				22 FEB 00
C		GROUND WIRE WAS 20"	J.O.				15 JUN 00
D	7437	CORRECTED SILKSCREEN	LW		J.O.		05 MAR 03
E	7744	CORR. VIEW ON MUSHROOM SW	LS		DK		18 NOV 0
F	12932	UPDATED EATON LOGO	GS				26 JULY 1



NOTES

- RACK MOUNTED STEEL CHASSIS GOLD ZINC PLATED
19.00" WIDTH STANDARD RACK MOUNTING
1.72" HEIGHT, 7.00" DEPTH.
PAINTED FRONT PANEL GREY PER FED STD 595-26559, LIGHT TEXTURE
- POWER INPUT: 120 VAC 12A SINGLE-PHASE, 50/60HZ.
CABLE: 9 FOOT 14/3 SJT WITH NEMA 5-15 PLUG.

30" 14AWG GREEN-YELLOW GROUND WIRE ATTACHED TO STUD ON REAR OF CHASSIS
- CONTROL SWITCHES: 3 SINGLE-POLE, MOMENTARY PUSHBUTTONS.
1 GREEN BUTTON (ON)
1 BLACK BUTTON (OFF)
1 BLACK BUTTON (EPO TEST)
(OPERATES ALARM HORN AND EPO LIGHT ONLY)
1 YELLOW BUTTON (ALARM SILENT)
- INDICATOR LIGHTS: 5
1 GREEN, FOR CIRCUIT BREAKER STATUS OF REMOTE PDU.
(ON WHEN UNIT IS CONNECTED TO 125VAC)
1 GREEN, ON WHEN REMOTE UNIT IS SWITCHED ON.
1 RED, ON WHEN EMERGENCY POWER OFF IS ACTIVATED.
1 GREEN, ON WHEN EPO IS IN RESET CONDITION (EPO OFF).
1 RED, ON WHEN ALARM SILENT IS ACTIVATED.
- REMOTE I/O SWITCHING CONNECTORS: 6
MATE WITH AMP # 1-480305-0 CONNECTOR, WITH AMP # 60620-1 PINS.
J1 & J2: REMOTE ON/OFF AND EPO OUTPUT COMMAND TO REMOTE POWER CONTROLLER (PIN 1 TO 3 FOR REMOTE ON/OFF AND PIN 2 TO 3 FOR EMERGENCY POWER OFF).
J3: CONNECT PINS 1 AND 2 FOR EPO (24VAC CIRCUIT)
J4: CONNECT PINS 1 AND 2 TO SILENCE EPO ALARM (24VAC CIRCUIT)
J5-J6: SPDT CONTACTS TO CONTROL AUXILIARY EQUIPMENT.
J4, J5
1 ◯ NORMALLY CLOSED
2 ◯ COMMON
3 ◯ NORMALLY OPEN
- HOUR METER: 7 DIGIT ON WHEN REMOTE UNIT IS ON
- ALARM HORN: 100dB AT 2FT. ON WHEN EPO IS ACTIVATED.
- EMERGENCY OFF SWITCH: RED MUSHROOM PUSHBUTTON SWITCH. PUSH TO ACTIVATE EMERGENCY POWER OFF. TURN KNOB TO RESET EPO, SILENCE ALARM, RESET INDICATORS AND REMOTES J4 AND J5.
- EACH UNIT SUPPLIED WITH 8-FOOT CABLE WITH CONNECTOR FOR J2 ON ONE END AND 3-PIN MALE AMP CONNECTOR ON THE OTHER END
- UL RECOGNIZED COMPONENTS WHERE APPLICABLE.

EATON 9650 Jeronimo Road, Irvine, California 92618
Phone (949) 462-9500 www.epdu.com

THE INFORMATION AND DESIGN DISCLOSED HEREIN WAS ORIGINATED BY AND IS THE PROPERTY OF EATON CORPORATION. EATON CORPORATION RESERVES ALL PATENT, PROPRIETARY, DESIGN, MANUFACTURING, REPRODUCTION, USE AND SALE RIGHTS THERETO, AND TO ANY ARTICLE DISCLOSED THEREIN, EXCEPT TO THE EXTENT RIGHTS ARE EXPRESSLY GRANTED TO OTHERS. THE FOREGOING DOES

DIMENSIONS IN INCHES		TOLERANCES:		TITLE	
DECIMALS	ANGLES	XX	± 0.5°	ENGINEERING DRAWING	
.XX		XXX		RCP2500-AMP ASSY 2603	
± 0.10		UNLESS OTHERWISE SPECIFIED		DRAWN BY: J. OSBORNE	DWG FILENAME: RCP_2500_AMP_2603F_MED.DWG
				SCALE	SIZE SHEET DWG NO.