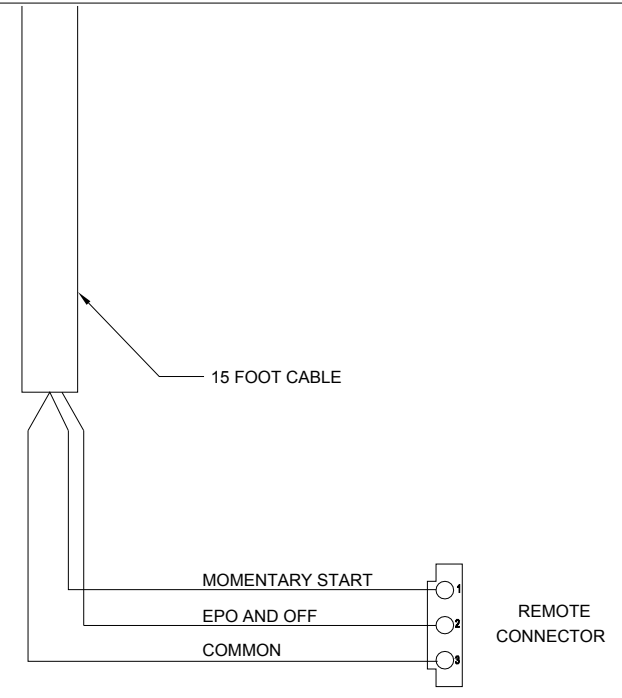
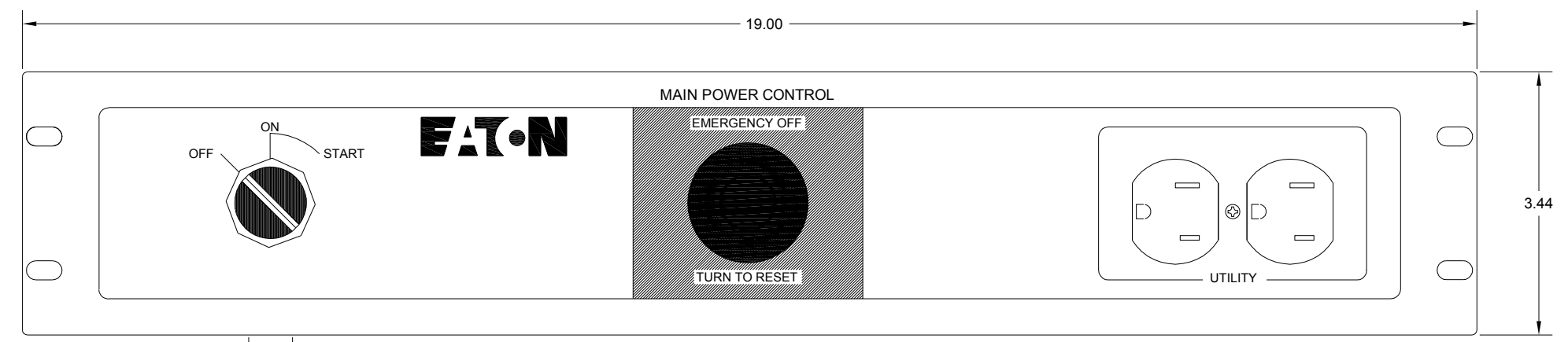
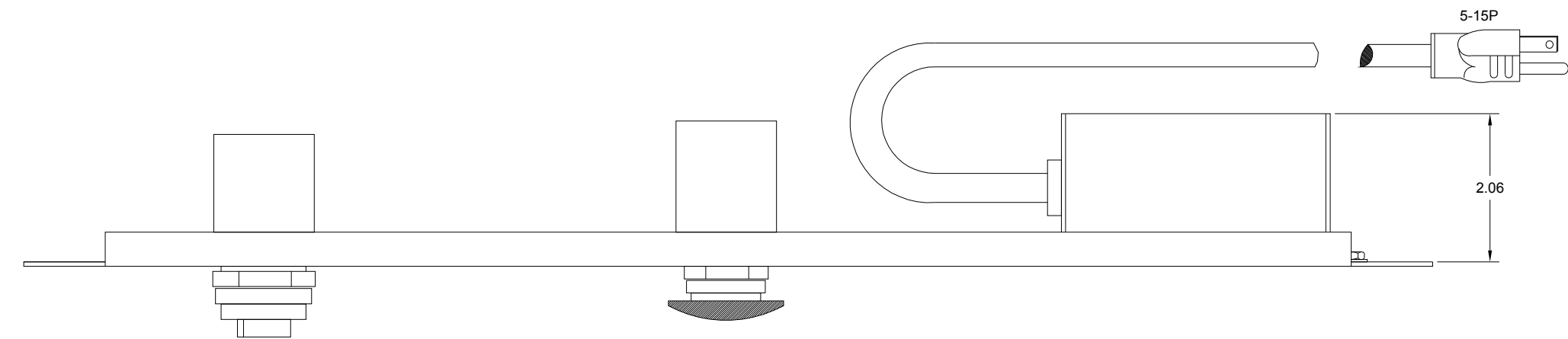


LTR	ECO No.	REVISION	DR	CK	AP	AP	DATE
A		RELEASED	J.O.				27 JAN 99
B	8018	MODIFY HEIGHT OF CHASSIS	LS		J.O.		04 NOV 04
C	8398	ADD RoHS NOTE	J.O.				07 NOV 06
D	8711	UPDATE BORDER & LOGO	J.O.				19 JUN 09
E	12932	UPDATED TITLE BLOCK	GS				26 JUL 10
002	064451	ADD ROHS NOTES	HN				25 APR 14

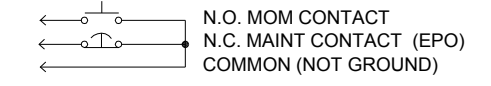


NOTES:

- RACK MOUNTED STEEL CHASSIS GREY FED STD 595-26559 MEDIUM TEXTURE
19.00" WIDE STANDARD RACK MOUNT
3.44" HIGH
2.06" DEEP
- INPUT: 120 VAC 12A SINGLE PHASE, 50/60 HZ
POWER CABLE: 6 FOOT 14/3 SJT CABLE WITH NEMA 5-15 PLUG
- OUTPUT: 120 VAC AT ONE NEMA 5-15 RECEPTACLE, 12 AMP MAX CURRENT
- SELECTOR SWITCH: 1 SWITCH, 3-POSITION
"OFF" TURNS UNIT OFF AND HOLDS OFF
"ON" TURNS UNIT ON
"START" IS MOMENTARY AND STARTS UNIT
- REMOTE CABLE: 15 FOOT 22/3 CABLE WITH 3 PIN CONNECTOR.
- OPERATION: CONNECT TO REMOTE PORT OF POWER CONTROLLER WITH LATCHING REMOTE:

- PIN 1 START
- PIN 2 EPO/ POWER OFF
- PIN 3 COMMON (NOT GROUND)

SAMPLE EPO/START REMOTE STATION



- RoHS COMPLIANT PRODUCT PER DIRECTIVE 2011/65/EU WITH APPLICABLE EXEMPTIONS.
- ALL MATERIALS AND SUB-MATERIALS COMPLY WITH EATON SPECIFICATION 164080496. DOCUMENTATION CERTIFYING COMPLIANCE TO EATON SPECIFICATION 164080496 IS AVAILABLE UPON REQUEST.

SALES APPROVAL _____ DATE _____

THE INFORMATION AND DESIGN DISCLOSED HEREIN WAS ORIGINATED BY AND IS THE PROPERTY OF EATON CORPORATION. EATON CORPORATION RESERVES ALL PATENT, PROPRIETARY, DESIGN, MANUFACTURING, REPRODUCTION, USE AND SALE RIGHTS THERETO, AND TO ANY ARTICLE DISCLOSED THEREIN, EXCEPT TO THE EXTENT RIGHTS ARE EXPRESSLY GRANTED TO OTHERS. THE FOREGOING DOES NOT APPLY TO VENDOR PROPRIETARY PARTS. COPYRIGHT 2009 EATON CORP

		9650 Jeronimo Road, Irvine, California 92618 Phone (949) 452-9500 www.epdu.com	
DIMENSIONS IN INCHES TOLERANCES: DECIMALS ±0.05 ANGLES ±0.5° UNLESS OTHERWISE SPECIFIED CAGE CODE 31726		TITLE ENGINEERING DRAWING RCP200-GRY-LT ASSY 3068 DRAWN BY: J OSBORNE DWG FILENAME: RCP_200-GRY-LT_3068_ME.DWG SCALE: 1:1 SIZE: D SHEET: 1 OF 1 DWG NO.: RCP_200-GRY-LT_3068E_ME REV: 002	