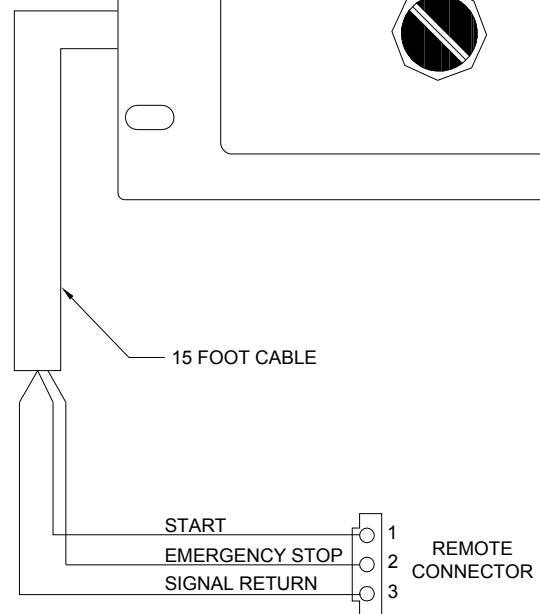
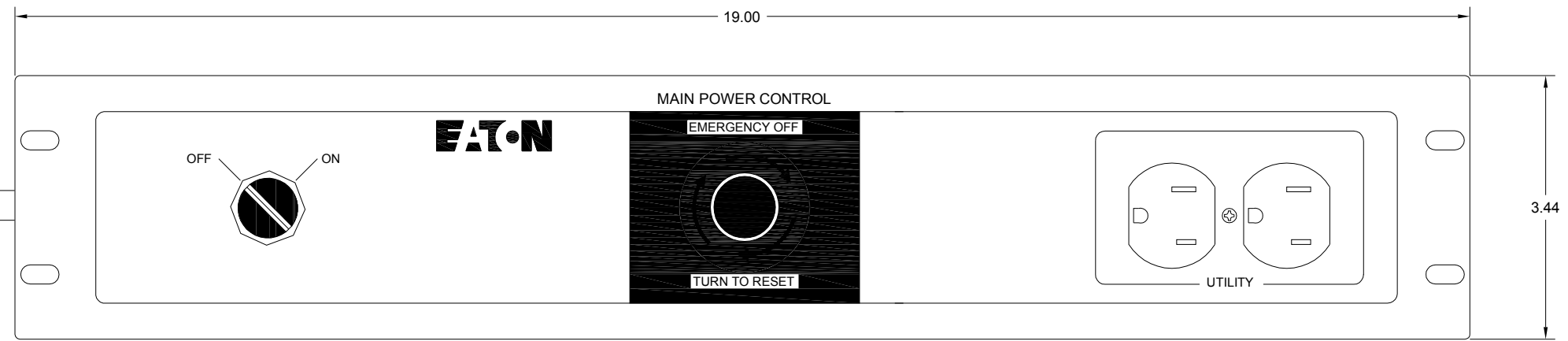
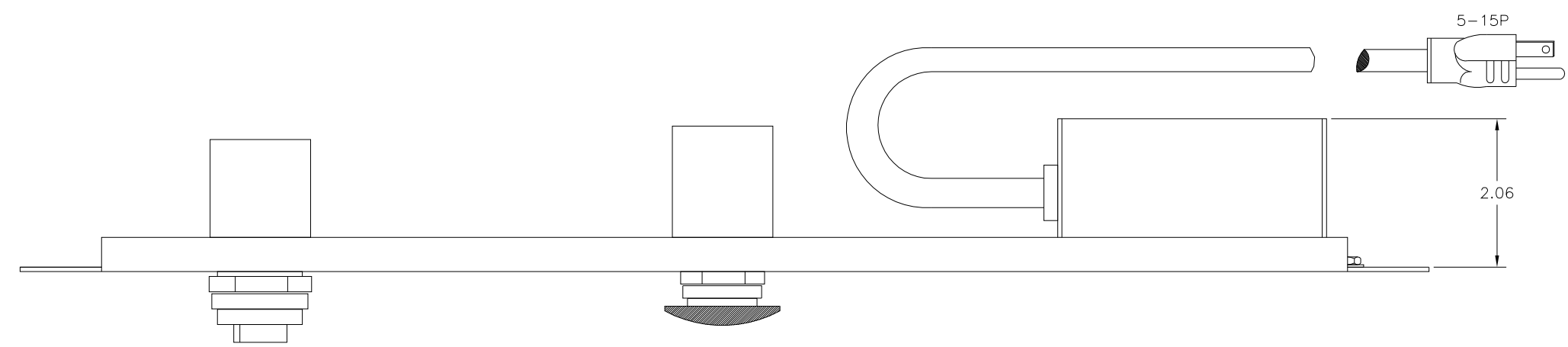
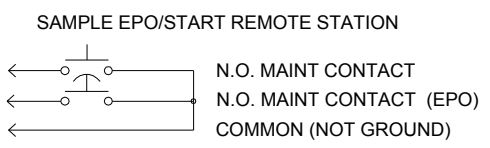


LTR	ECO No.	REVISION	DR	CK	AP	AP	DATE
A		RELEASED	J.O.				23 JUL 99
B	7943	UPDATE SILKSCREEN	LS		DK		08 JUL 04
C	8018	MODIFY HEIGHT OF CHASSIS	LS		J.O.		03 NOV 04
D	8398	ADD RoHS NOTE	J.O.				07 NOV 06
E	12932	UPDATED EATON LOGO	GS				26 JUL 10
002	064451	ADD ROHS NOTES	HN				25 APR 14



NOTES:

- RACK MOUNTED STEEL CHASSIS GREY FED STD 595-26559
MEDIUM TEXTURE
19.00" WIDE STANDARD RACK MOUNT
3.44" HIGH
2.06" DEEP
- INPUT: 120 VAC 12A SINGLE PHASE 50/60 HZ
POWER CABLE: 6 FOOT 14/3 SJT CABLE WITH NEMA 5-15 PLUG
- OUTPUT: 120 VAC AT ONE NEMA 5-15 RECEPTACLE,
12 AMP MAX CURRENT
- SELECTOR SWITCH: 2 POSITION, TURNS UNIT ON AND OFF
- EMERGENCY OFF SWITCH: RED MUSHROOM PUSHBUTTON SWITCH.
PUSH TO ACTIVATE EMERGENCY POWER OFF;
TURN KNOB CLOCKWISE TO RESET
- REMOTE CABLE: 15 FOOT 22/3 CABLE WITH 3 PIN CONNECTOR.
- OPERATION: CONNECT TO REMOTE PORT OF POWER CONTROLLER
WITH NON-LATCHING REMOTE:
 - PIN 1 POWER ON
 - PIN 2 EMERGENCY SHUTDOWN
 - PIN 3 SIGNAL RETURN (NOT GROUND)



- RoHS COMPLIANT PRODUCT PER DIRECTIVE 2011/65/EU
WITH APPLICABLE EXEMPTIONS.
- ALL MATERIALS AND SUB-MATERIALS COMPLY WITH EATON
SPECIFICATION 164080496. DOCUMENTATION CERTIFYING COMPLIANCE
TO EATON SPECIFICATION 164080496 IS AVAILABLE UPON REQUEST.

EATON APPROVAL _____ DATE _____

THE INFORMATION AND DESIGN DISCLOSED HEREIN WAS ORIGINATED BY AND IS THE PROPERTY OF EATON CORPORATION. EATON CORPORATION RESERVES ALL PATENT, PROPRIETARY, DESIGN, MANUFACTURING, REPRODUCTION, USE AND SALE RIGHTS THERETO, AND TO ANY ARTICLE DISCLOSED THEREIN, EXCEPT TO THE EXTENT RIGHTS ARE EXPRESSLY GRANTED TO OTHERS. THE FOREGOING DOES NOT APPLY TO VENDOR PROPRIETARY PARTS. COPYRIGHT 2009 EATON CORP		DIMENSIONS IN INCHES TOLERANCES: DECIMALS ±.020 ANGLES ±.05° UNLESS OTHERWISE SPECIFIED CAGE CODE 31726	TITLE ENGINEERING DRAWING RCP200-GRY ASSY 3095	9650 Jeronimo Road, Irvine, California 92618 Phone (949) 452-9500 www.epdu.com
DRAWN BY: J OSBORNE SCALE: 1:1 SHEET: D OF 1	DWG FILENAME: RCP_200_GRY_3095_ME.DWG DWG NO.: RCP_200_GRY_3095E_ME	REV: 002		