

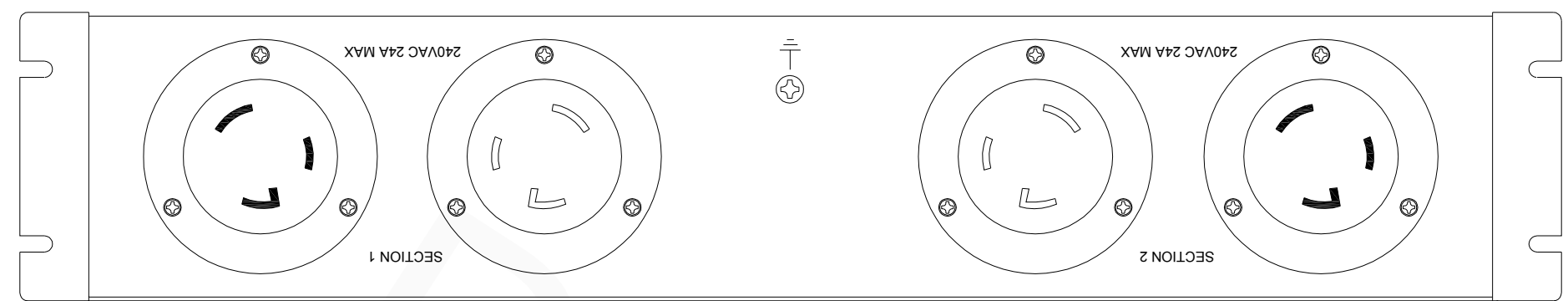


LTR	ECO No.	REVISION	DR	CR	AP	AP	DATE
A		RELEASED	J.O.				10 MAY 01
B	8762	UPDATE BORDER, LOGOS, TEXT	J.O.				28 DEC 09
C	014333	UPDATE BORDER & SCREEN	JF				25 AUG 10



NOTES:

1. RACK MOUNTED STEEL CHASSIS, GOLD ZINC PLATED
19.00" WIDTH
3.44" HEIGHT (2U)
8.00" DEPTH
CHASSIS SUPPORT BRACKETS ARE REQUIRED
2. INPUTS: 200-240 VAC 24A AT TWO NEMA L6-30 INLETS,
TWO 20-FOOT POWER CABLES INCLUDED
3. OUTPUTS: 200-240 VAC 24A AT TWO NEMA L6-30 RECEPTACLES
4. BREAKERS: TWO 2-POLE 30-AMP UL LISTED,
ONE FOR EACH INLET/OUTLET SECTION
5. LAMPS: TWO GREEN, ONE FOR EACH SECTION, INDICATING
BREAKER ON
6. FILTERS (2): 30 AMP EMI/RFI, COMMON MODE (LINE TO GROUND),
DIFFERENTIAL MODE (LINE TO LINE)
7. SPIKE/SURGE PROTECTION: LINE TO LINE FOR EACH SECTION
8. UL RECOGNIZED COMPONENTS USED WHERE APPLICABLE

THE INFORMATION AND DESIGN DISCLOSED HEREIN WAS ORIGINATED BY AND IS THE PROPERTY OF EATON CORPORATION. EATON CORPORATION RESERVES ALL PATENT, PROPRIETARY, DESIGN, MANUFACTURING, REPRODUCTION, USE AND SALE RIGHTS THERETO, AND TO ANY ARTICLE DISCLOSED THEREIN, EXCEPT TO THE EXTENT RIGHTS ARE EXPRESSLY GRANTED TO OTHERS. THE FOREGOING DOES NOT APPLY TO VENDOR PROPRIETARY PARTS. COPYRIGHT 2010 EATON CORP

EATON		9550 Jeronimo Road, Irvine, California 92618 Phone (949) 452-9500 www.epdu.com	
DIMENSIONS IN INCHES TOLERANCES: DECIMALS: .XX ±0.02 ANGLES: ±0.5° UNLESS OTHERWISE SPECIFIED CAGE CODE 31785		TITLE: ENGINEERING DRAWING PC2715 ASSY 2715 DRAWN BY: J. OSBORNE SCALE: 1:1 SHEET: D 1 OF 1 DWG FILENAME: PC_2715_ME.DWG DWG NO.: PC_2715_ME	
REV C			