
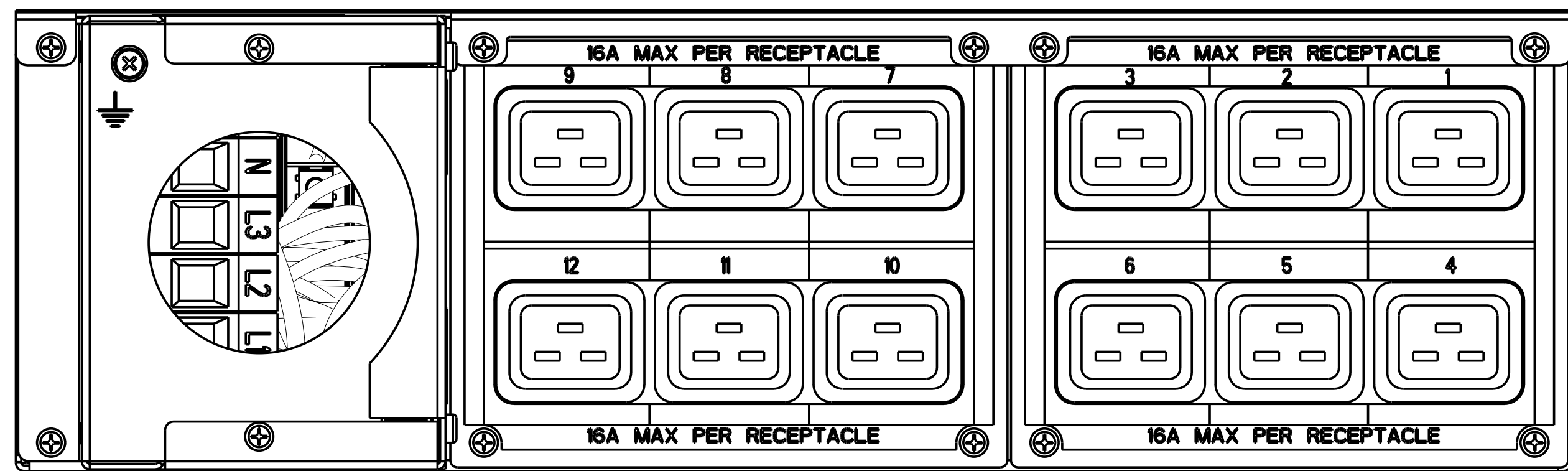


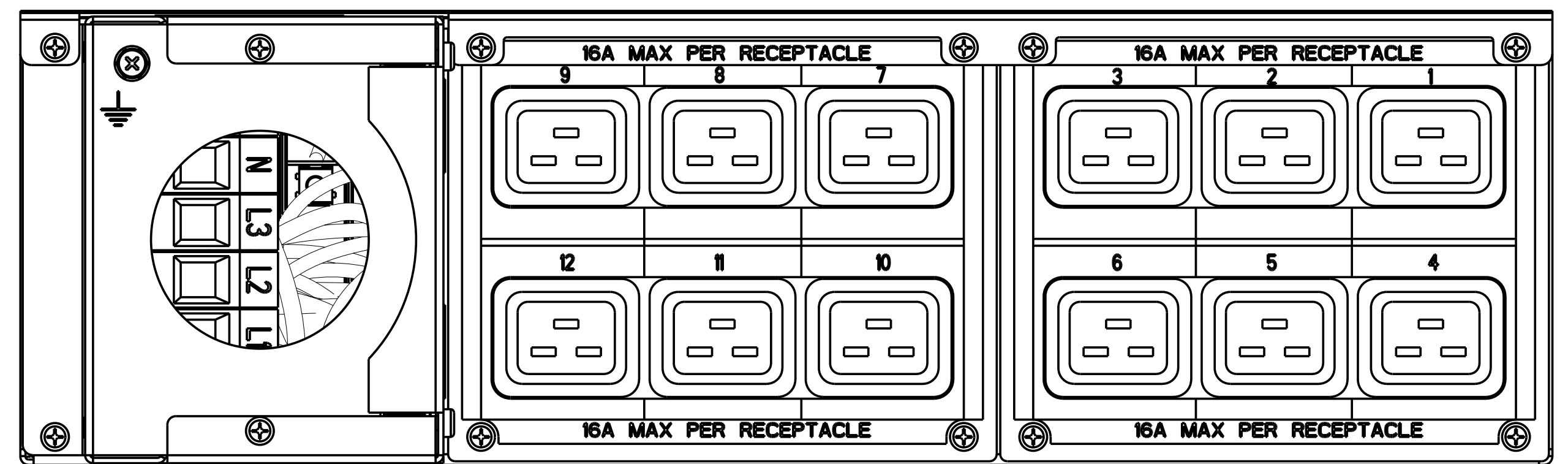
CONFIGURATION: C13, LOW VOLT



CONFIGURATION: C13, HIGH VOLT



CONFIGURATION: C19, LOW VOLT



CONFIGURATION: C19, HIGH VOLT

ITEM QTY (BALLOON KEY)

METRIC		THIRD ANGLE PROJECTION	POWERWARE	SIZE: D
DESCRIPTION: ASSY DWG, R2P2				
MODIFIED BY: M. CARNES	DATE: 28-MAY-2007	UNLESS OTHERWISE SPECIFIED TOLERANCES ON DIMENSIONS ARE: ANGLES: ±0.1° DECIMALS: 0.X; ±0.15 X; (FOR X > 3): ±1 HOLES: Ø0.13 DIMENSIONS ARE IN MILLIMETERS (INCHES) AND AFTER PLATING		SCALE: 0.167 DO NOT SCALE DRAWING OR CHANGE MANUALLY
ECO: 000XXXX	STATE: Preliminary	PRO-ENGINEER GENERATED		PART NAME: MARKETING.DWG
THESE DRAWINGS AND SPECIFICATIONS ARE THE PROPERTY OF POWERWARE CORP. AND SHALL NOT BE REPRODUCED OR COPIED OR USED AS THE BASIS FOR MANUFACTURE OR SALE OF APPARATUS WITHOUT PERMISSION		REVISION: 2	SHEET: 6 OF 8	