

# Source Transfer Switch 1400

Power redundancy and high-availability  
for your critical equipment



## Advanced Features

- Provides redundant power source for any equipment
- High-reliability solution: **Pulsar STS** includes both redundant relays and power circuit
- Operates with any UPS or power source that has a sinewave output
- Protection up to 1400 VA
- 1U Rack space

The Pulsar STS handles the automatic or manual transfer of your power loads between two independent sources designated as preferred or alternate. In the event of a failure, transfer is automatic and instantaneous.

### Reliability and fault tolerance

With the Pulsar STS, you get more than just power source redundancy. With separate electronic control circuits for the preferred and alternate sources and with 2 relays, the Pulsar STS has added internal redundancy as well. That way, it continues to power your equipment even in the event of a fault.

### Automatic bypass function

Pulsar STS can be used as an automatic bypass for the UPS.

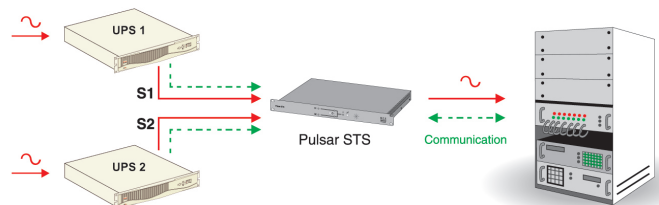
### Hot swap function

Pulsar STS lets you service manually one of the sources without interrupting the flow of power to your applications.

### Communications

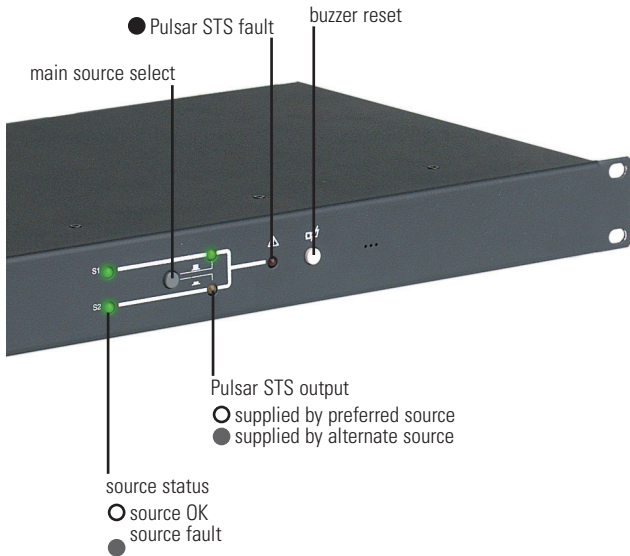
Pulsar STS 1400 includes multiple communication options:

- **“STS COM” communication port**  
Contact closure status signals for the STS COM port includes: Source S1 preferred, source S2 preferred, source S1 within tolerances, source S2 within tolerances, no fault STS and a common signal reference point.
- **“META UPS COM” communication port**  
This port allows you to connect directly to AS/400, Windows NT/2000, Unix, Linux, Netware or any Operating Systems that has a built-in UPS service. Communication with the redundant UPSs use the industry standard AS/400 contact closures for indication status and fault conditions.
- **Software communication options**  
Via the Protocol Interface (part # 66052), you can use Solution-Pac Wan or Personal Solution-Pac on your computer.




# User interface and connections

## Pulsar STS, front view




## Pulsar STS, rear view



# Technical specifications

<b>PART NUMBER</b>	66027
<b>INPUT</b>	
Voltage	120V
Frequency	50/60hz
Plugs	2 * Nema 5-15, 6 ft cords
2 Circuit breakers	12 amps each
<b>OUTPUT</b>	
Voltage	120V
Frequency	50/60hz
Receptacles	6 * Nema 5-15R
Circuit breakers	12 amps total
<b>TRANSFER TIME</b>	
By source selector switch	4 ms
By automatic switch	7 ms
<b>NO POINT OF FAILURE</b>	
Relay	2 redundant relays
Circuit path	2 redundant power paths
Circuit breaker	on Input & Output
<b>COMMUNICATION</b>	
	UPS#1 port / UPS#2 port
	STS COM / META UPS COM
<b>DIMENSIONS</b>	
HxWxD	1.75 (1U)x19x9.8
<b>WEIGHT</b>	
	5lb
<b>WARRANTY</b>	
	2 years (parts and labor)



PowerChain Management®

UNITED STATES  
8609 Six Forks Road  
Raleigh, NC 27615 U.S.A.  
Toll Free: 1.800.356.5794

www.eaton.com/9135

CANADA  
Ontario: 416.798.0112

LATIN AMERICA  
Brazil: 55.11.3616.8500  
Caribbean: 1.949.452.9610  
México & Central America:  
52.55.9000.5252  
South Cone: 54.11.4343.6323

EUROPE/MIDDLE EAST/AFRICA  
Denmark: 45.3686.7910  
Finland: 358.94.52.661  
France: 33.1.6012.7400  
Germany: 49.0.7841.604.0  
Italy: 39.02.66.04.05.40  
Norway: 47.23.03.65.50  
Portugal: 55.11.3616.8500  
Sweden: 46.8.598.940.00  
United Kingdom: 44.1753.608.700

ASIA PACIFIC  
Australia/NZ: 61.2.9693.9366  
China: 86.21.6361.5599  
HK/Korea/Taiwan: 852.2745.6682  
India: 91.11.4223.2300  
Singapore/SEA: 65.6829.8888

LanSafe, Eaton, ePDU, Flex, PowerChain Management, PowerTrust, Powerware, PowerPass, X-Slot, and PowerVision are tradenames, trademarks, and/or service marks of Eaton Corporation.

All other trademarks are the property of their respective owners.

©2009 Eaton Corporation  
All Rights Reserved  
Printed in USA  
STS03FXA  
June 2009