



Title TO READ BEFORE 5PX Firmware upgrade

Created D Rasseneur

Rev 1

Approved P Gatard

Confidential

Page 1 of 3

This specification is the property of Eaton Corp. and shall not be reproduced or copied or used as the basis for manufacture or sale of apparatus without permission

# TO READ BEFORE 5PX Firmware upgrade

## 5PX

**EATON CORPORATION - CONFIDENTIAL**

**AND PROPRIETARY**

NOTICE TO PERSONS RECEIVING THIS DOCUMENT

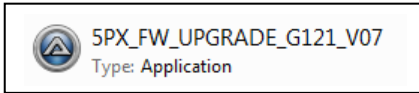
AND/OR TECHNICAL INFORMATION

THIS DOCUMENT, INCLUDING THE DRAWING AND INFORMATION CONTAINED THEREON, IS CONFIDENTIAL AND IS THE EXCLUSIVE PROPERTY OF EATON CORPORATION, AND IS MERELY ON LOAN AND SUBJECT TO RECALL BY EATON AT ANY TIME. BY TAKING POSSESSION OF THIS DOCUMENT, THE RECIPIENT ACKNOWLEDGES AND AGREES THAT THIS DOCUMENT CANNOT BE USED IN ANY MANNER ADVERSE TO THE INTERESTS OF EATON, AND THAT NO PORTION OF THIS DOCUMENT MAY BE COPIED OR OTHERWISE REPRODUCED WITHOUT THE PRIOR WRITTEN CONSENT OF EATON. IN THE CASE OF CONFLICTING CONTRACTUAL PROVISIONS, THIS NOTICE SHALL GOVERN THE STATUS OF THIS DOCUMENT.

**REMINDER :** depending on the fabrication date, the 5PX UPS units are working with two different bootloader version :

- Bootloader version 1 : [BI-1](#)
- Bootloader version 2 : [BI-2](#)

The 5PX firmware upgrade tool

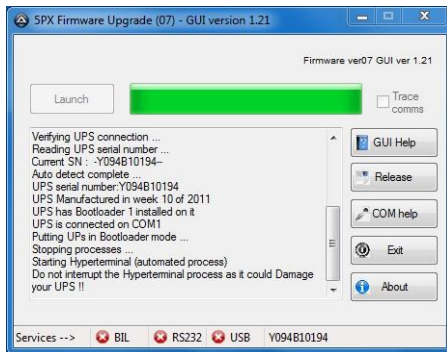


will detect the BI version and load the corresponding firmware.

**For bootloader version 1, the RS232 connection is mandatory.** We advise to use a real serial port to perform the upgrade as we noticed that when performing the upgrade through a serial adaptor, the communication with *Hyperterminal* was perturbed.

*Please read carefully the below advertisements to keep your product working:*

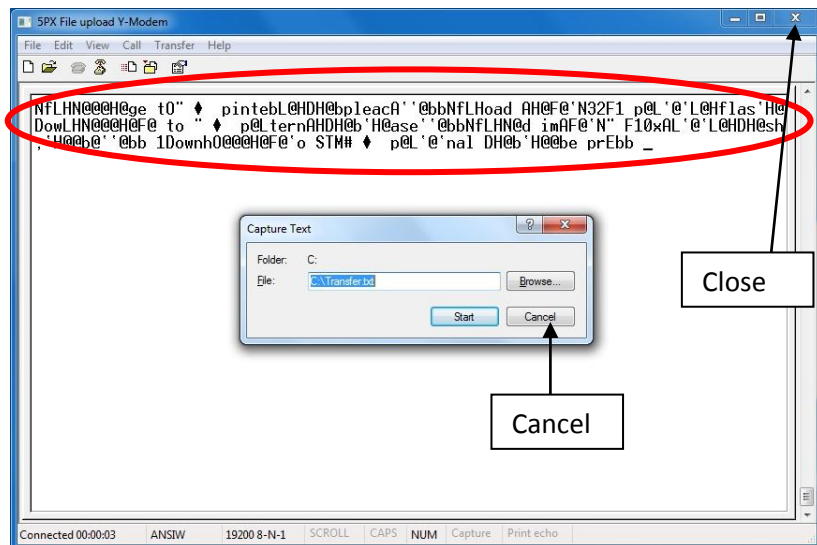
A) If the communication is bad and the data sent are false :



The UPS will first go under bootloader mode : the display is switched OFF

The tool will open Hyperterminal : if **strange symbols** are appearing, you have to **CLOSE** the Hyperterminal **IMMEDIATELY** :


- Press "Cancel"
- Close Hyperterminal



You will have to open the Windows task manager to "end task" 5PX Firmware Upgrade (07) – GUI version 1.21  
And to allow the UPS to quit the bootloader mode, it is necessary to unplug it from Mains and to disconnect the battery cable.

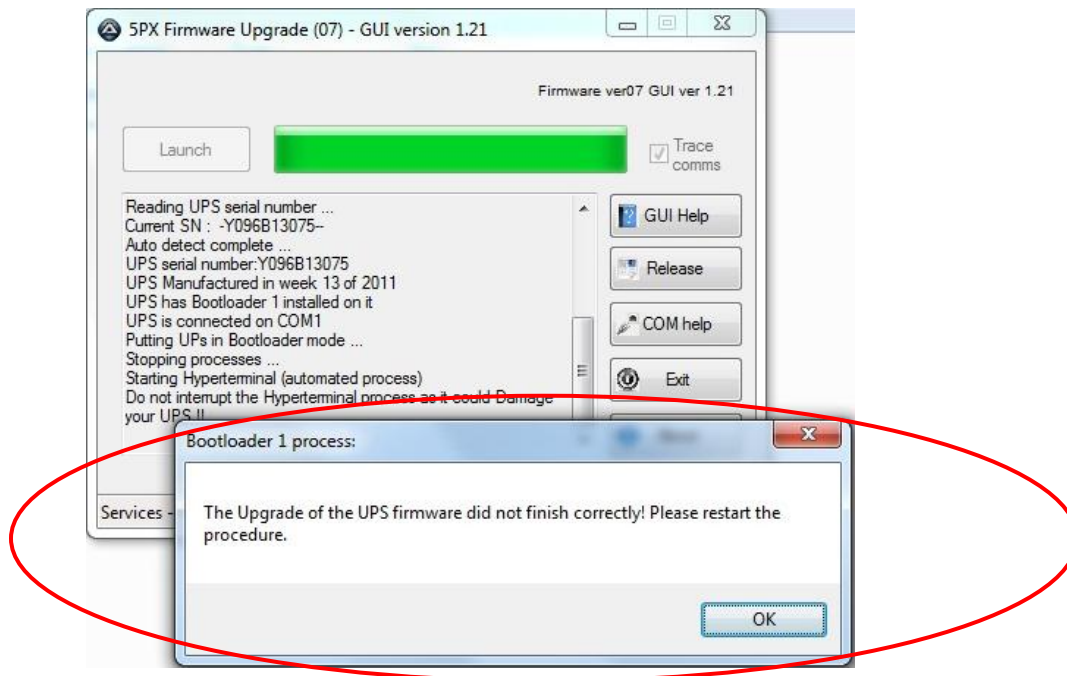
As soon as the UPS restarted, you can try again with another adaptor.

Below are examples of serial adaptors:



**NOTE: if don't close the hyperterminal immediately, the upgrade will corrupt the control board microprocessor ! The UPS will never work anymore.**

- B) If the communication is correct but not perfect, you may still see wrong letter in the sentences (example : a “p” instead of a “n”), the upgrade will load correctly the firmware into the control board but, the checksum will detect differences in the characters verification. It doesn't impact the firmware upgrade : you will get the below message, please ignore it



For bootloader version 2, prefer the USB connection, none problem has been noticed.

END