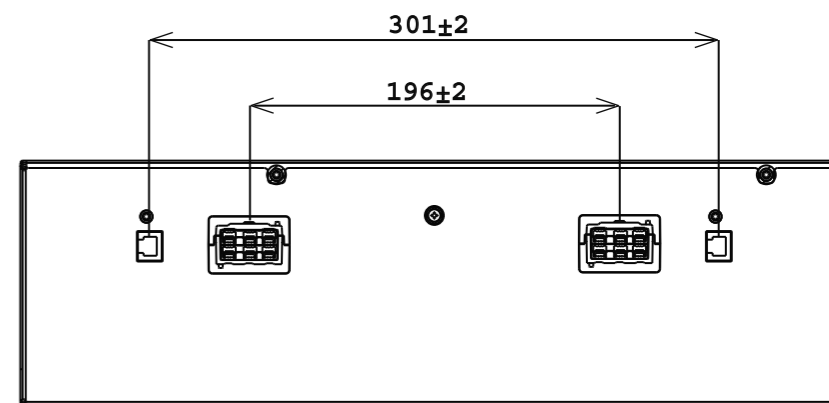
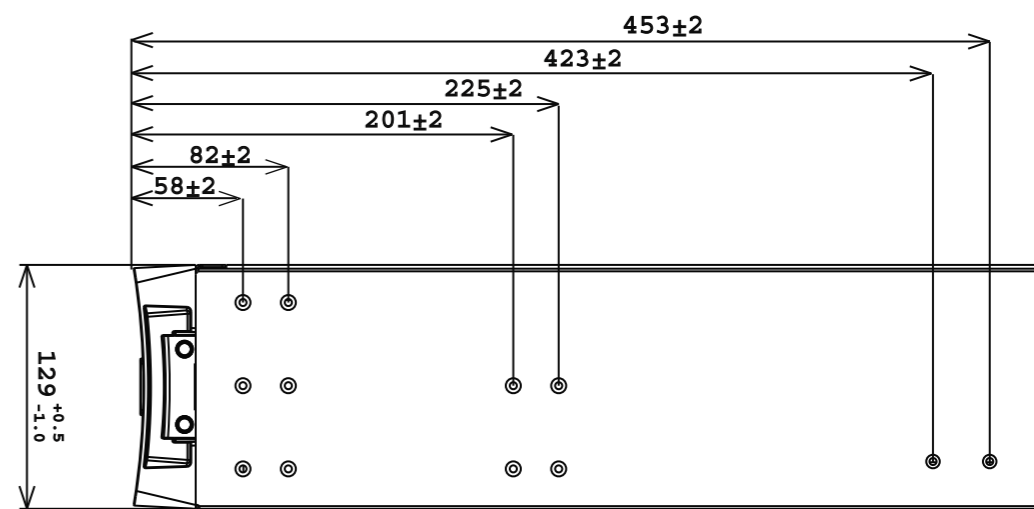
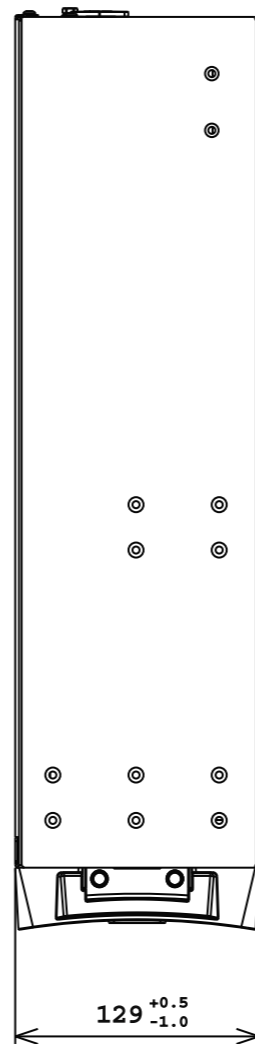
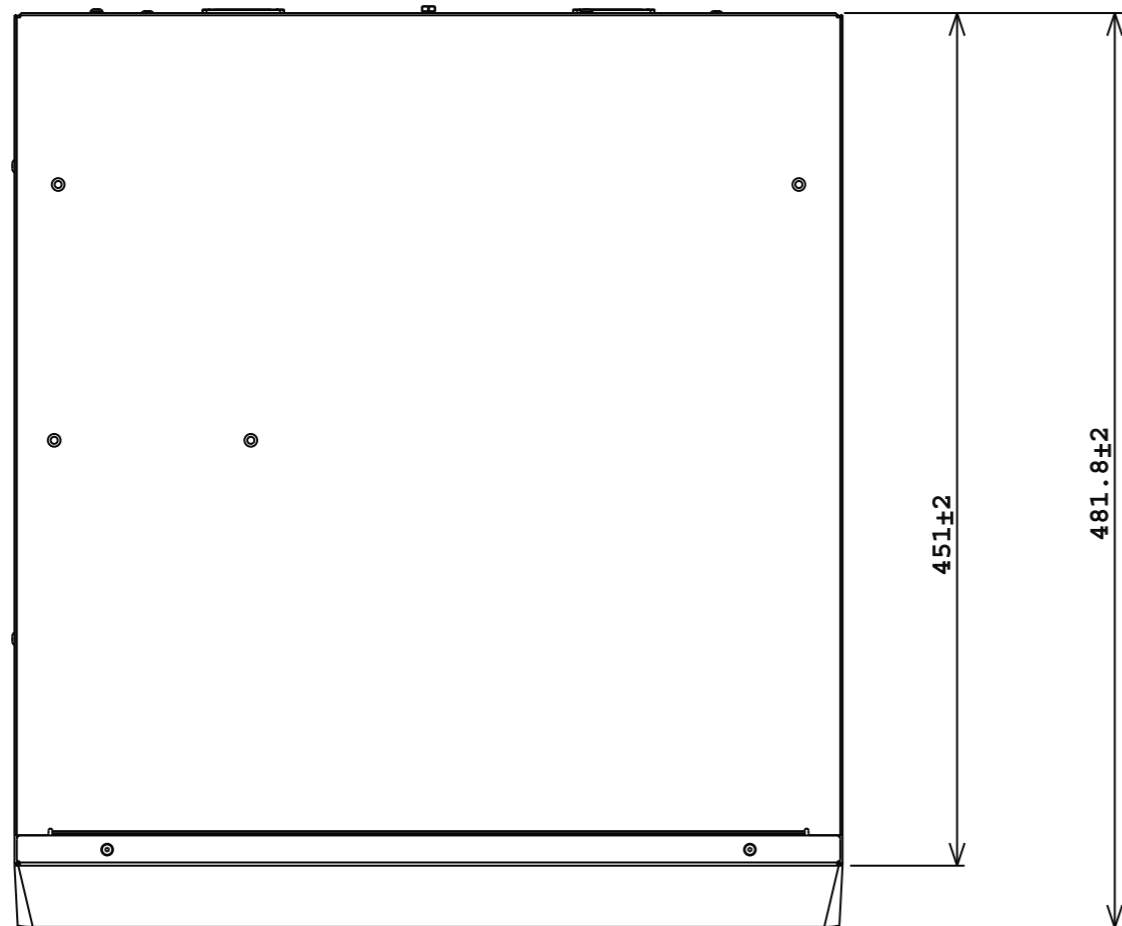
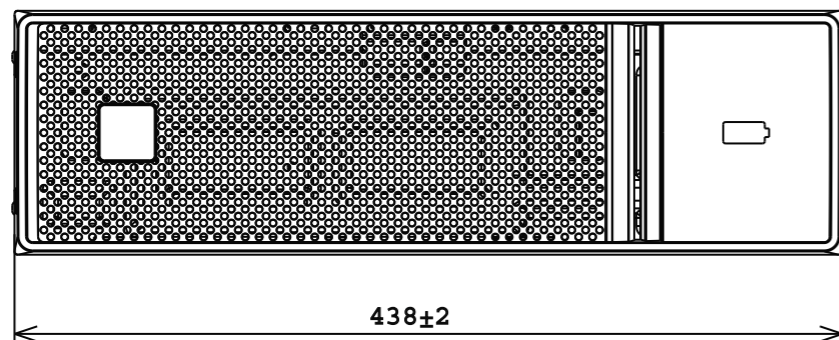


Notes:  
THIS DRAWING APPLIES 5PX G2 3U MODELS:

MGF ID	Catalog Nb	Short Description
9000-1428	5PXEBM72RT3UG2	Eaton 5PX EBM 72V RT3U G2
9000-1431	5PXEBM72RT3UAG2	Eaton 5PX EBM 72V 3U G2



Rear Panel View



		EATON CORPORATION, ELECTRICAL		<b>EATON</b>	SIZE:
DESCRIPTION: 5PX G2 72V 3U EBM					
MODIFIED BY: BG	DATE: 12/27/22	UNLESS OTHERWISE SPECIFIED TOLERANCES ON DIMENSIONS ARE: SEE NOTES			SCALE: 4:5
ECO:	STATE:	DIMENSIONS ARE IN MILLIMETERS (INCHES) AND AFTER PLATING			DO NOT SCALE DRAWING OR CHANGE MANUALLY
PART NAME:				REVISION: 00	SHEET: 1 of 1
<small>EATON CORPORATION - CONFIDENTIAL AND PROPRIETARY NOTICE TO PERSONS RECEIVING THIS DOCUMENT AND/OR TECHNICAL INFORMATION THIS DOCUMENT, INCLUDING THE DRAWING AND INFORMATION CONTAINED THEREON, IS CONFIDENTIAL AND IS THE EXCLUSIVE PROPERTY OF EATON CORPORATION, AND IS MERELY ON LOAN AND SUBJECT TO RECALL BY EATON AT ANY TIME. BY TAKING POSSESSION OF THIS DOCUMENT, THE RECIPIENT ACKNOWLEDGES AND AGREES THAT THIS DOCUMENT CANNOT BE USED IN ANY MANNER ADVERSE TO THE INTERESTS OF EATON, AND THAT NO PORTION OF THIS DOCUMENT MAY BE COPIED OR OTHERWISE REPRODUCED WITHOUT THE PRIOR WRITTEN CONSENT OF EATON. IN THE CASE OF CONFLICTING CONTRACTUAL PROVISIONS, THIS NOTICE SHALL GOVERN THE STATUS OF THIS DOCUMENT. © 2008 Eaton Corporation - All Rights Reserved.</small>					